

Appendix - VI

Dr. Baqer Mehdi
M.A. (Columbia), Ph.D. (Alig.)
Professor of Education
N.C.E.R.T.
New Delhi - 110 016.

Name : _____ Age : _____

Class : _____ School/College : _____

Father's/Guardian's Name : _____

Occupation : _____

Home Address: _____ Date : _____

GENERAL INSTRUCTIONS

In this booklet you will find mentioned some interesting problems which will require the use of your thinking ability and imagination to solve them. The purpose is to see how quickly and imaginatively you can think under situations which require novel ways of dealing with them. Read each problem carefully and apply your best thinking in giving the responses. **Write your responses either in English or in your mother tongue.** Responses have to be given briefly but clearly in the space provided under each problem. Give a serial number to each of your responses. There are no right or wrong responses to any of these problems. Therefore use your imagination to think of as many responses as you can.

The problems are divided into Four Activities. Each Activity is separately timed. Within the time-limit for each Activity you may work on the different problems according to your speed. When you finish one problem, go to the next. If necessary, you may return to the previous one again for any addition you would like to make. Remember that you have not to go the next Activity until the time for the first Activity is over and you are told to proceed further.

At the end, you will be given 5 minutes extra time, which you may use at any problem of any Activity in which you want to do additional work.

Please do not omit any problem.

Activity - 1

What will happen, if.....

DIRECTIONS :

1. On this and the next page, you have been given some situations which will appear to you impossible. You have to think what would happen if such situations actually arise.
2. Give as many ideas as may come to your mind but try to think as many novel ideas as you possibly can. Ideas which you think no one else might have thought of what would be the best. Write your responses in the space provided for.
3. You will be given 15 minutes for this activity. After every 5 minutes you will be told the time so that you may move on to the next problem in the activity.

An example has been given which will help you to know what you have to do.

Example :-

Question :- What will happen if birds and animals start speaking like a man ?

- Responses :**
- (i) This world will change into a different kind of society.
 - (ii) New leaders will emerge from amongst the animals.
 - (iii) It is possible that a donkey will become our leader.
 - (iv) It is also possible that he becomes our prime minister.
 - (v) Men may confide their secrets to their animal friends, etc.

PROBLEMS

1. What will happen if man flies like birds ?

(ii)

2. What will happen if your school is put on wheels ?

3. What will happen if man does not require any food to eat ?

Activity - 2

Novel Uses of Things

DIRECTIONS :

1. On this and the next page, you have been given names of certain things which could be used in many different ways. you have to think in how many different and new ways the things may be used.
2. Write as many uses as you can, but do try to think also those which are novel, that is, those which you think no one else might have thought of.
3. You will be given 12 minutes for this activity. After every 4 minutes you will be told the time so that you may move on to the next item in the activity.

Bellow is given an example which will help you to know what you have to do.

Example :- News - paper

- Uses :**
- (i) To read the news.
 - (ii) To make paper toys.
 - (iii) To get protection from the sun.
 - (iv) To wrap something.
 - (v) To cover a dirty place ; etc.
-

PROBLEMS

1. **Piece of stone**

2. Wooden stick

3. Water

Activity - 3

Similarities

DIRECTIONS :

1. On this and the next page, you have been given pairs of words which can be related to each other in many different ways. You have to think in how many different and new ways are they related.
2. Write as many relationships as you can, but also try to think those which are novel, that is, those which you think no one else might have thought of.
3. You will be given 15 minutes for this activity. After every 5 minutes you will be told the time so that you may move on to the next problem in the activity.

Bellow is given an example which will help you to know what you have to do.

Example :- Man and animal

Relationship :(i) Both have life

(ii) Both need food and water.

(iii) Both can fall ill.

(iv) Both are afraid of enemy.

(v) Both have the experience of feeling cold and hot ; etc.

PROBLEMS

1. Tree and House

2. Chair and Ladder

3. Air and water

Activity - 4 **Making Things More Interesting and Useful**

DIRECTIONS :

Just keep in mind a simple model of a horse. You have to imagine in what ways you can change this simple model into an interesting and novel one for children to play with. You may think of adding any number of parts or accessories in order to make it really interesting and fascinating for children. Do not bother about the cost of the new parts or accessories that you would like to use in order to make the toy model interesting and fascinating for children.

Write all the ideas which come to your mind in a serial order in the space given below.

You will be given 6 minutes for this activity.

Appendix - VI

Dr. Baqer Mehdi
Professor of Education
N.C.E.R.T.
New Delhi - 110 016

Name : _____ Date of Birth : _____
Sex : _____ Age : _____ Class : _____
Name of Institution : _____
Father's Name : _____ Occupation : _____
State : _____ City : _____ Date : _____

INSTRUCTIONS

Creative thinking has played a very important role in man's life. People have achieved great things with the help of their thinking and imagination. In this booklet you will find some interesting figures which will require the use of your imagination in working with them. The purpose is to see how quickly and imaginatively you can work with these figures in order to make interesting pictures out of them. Take the given figure as the base and then draw a novel and interesting picture on that base. Apply your best thinking in drawing the pictures. Draw the picture from your imagination and give an appropriate title to it to explain what you have drawn. There are no right or wrong drawings. You are to use your imagination as much as you can give us as elaborate and interesting a picture as possible.

The tasks in this booklet are divided into THREE ACTIVITIES. Each ACTIVITY is separately timed. Within the time limit for the activity you may work on the different drawings according to your speed. When you finish one drawing, go to the next in the same ACTIVITY. If necessary, you may return to the previous one again for any addition you want to make in your drawing. Remember that you have not to go to the next ACTIVITY until the time for the first ACTIVITY is over and you are told to proceed further.

At the end, you will be given 5 MINUTES EXTRA time which you may use to add new ideas to any drawing of any ACTIVITY in which you want to do additional work.

Please do not omit any task. Start your work only when you are told to do so.

Activity - 1

Picture Construction

Directions :

On the following page you have been given two simple line drawings. Using them as a base or a part you have to draw pictures, which you consider both novel and interesting. You can turn the page in any way you like to begin to draw your picture. Think of a picture which you feel no one else would be able to make. Try to add as many ideas as you can to make the picture interesting and novel.

When you have completed the picture, give a title to it in the space provided for. Try to make the title as interesting and unusual as possible, which will show how imaginatively you can think.


You need not give much attention to accuracy and beauty of the picture. What is more important is that how novel and interesting is the picture you have drawn. Copying will therefore not be of any help.

You will be given 10 minutes to complete this ACTIVITY. You will be told the time after 5 minutes so that you may move on to the next item in the ACTIVITY.

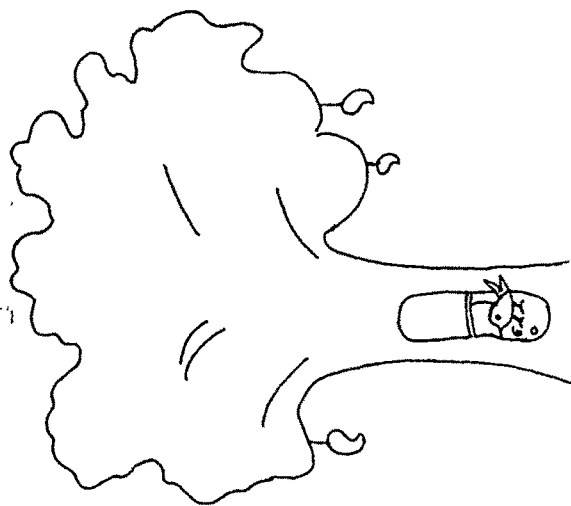
Example :



You will find that the figure given at your left has been used as a part in both the pictures. In the first picture, it has been used as a cap, and in the other as hollow in the tree. You have to make only one picture with one part.



Title : A man grazing a pig

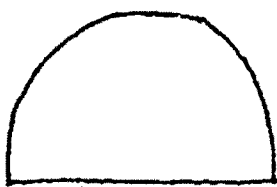


(You will notice that here the page has been turned around to make the picture)

Title : A bird's nest in the hollow of a tree.

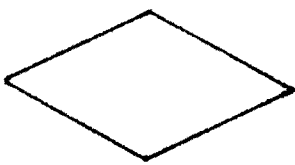
(ii)

1.



Title :

2.



Title :

(iii)

Activity - 2

Picture Completion

Directions :

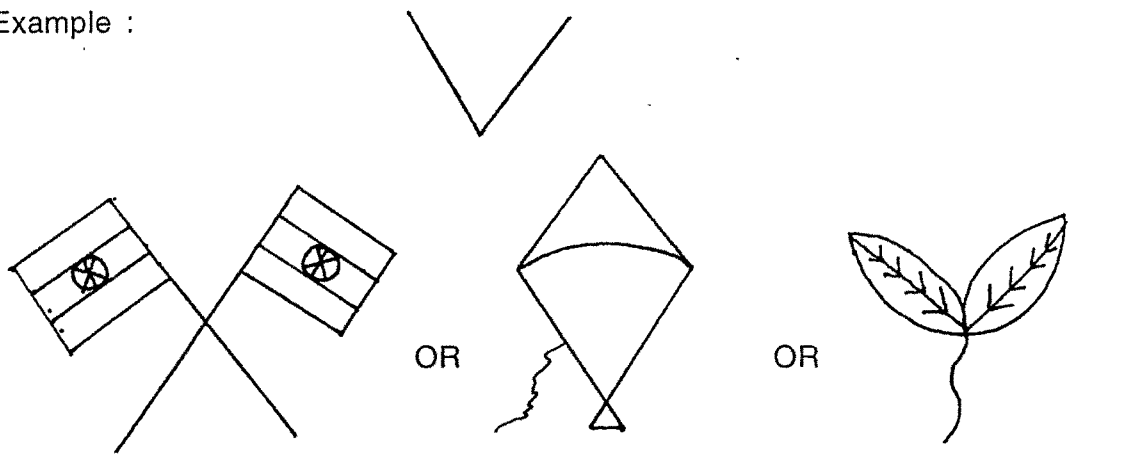
On the following two pages you have been given 10 incomplete figures. Your task is to complete them in any way you like. Try to make the pictures as interesting and unusual as possible. Think of a picture which you fell no one else would be able to make.

Try to add as many ideas as you can to make the picture novel and interesting.

When you have completed your picture, give a title to it in the space provided for. Try to make the title as interesting and unusual as possible, which will show how imaginatively you can think.

You will be given 15 minutes to complete this ACTIVITY.

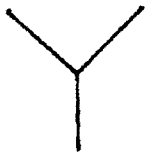

Example :



Title : Flags of India's freedom struggle

Title : Kite flying in the air

Title : Leaves which look nice on the tree

1.	2.
	
Title :	Title :

3.



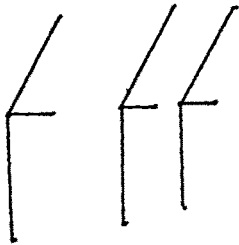
Title :

4.



Title :

5.



Title :

6.



Title :

7.



Title :

8.



Title :

9.



Title :

10.



Title :

Activity - 3

Triangles & Ellipses

Directions :

On the following pages you have been given two types of geometrical figures, namely, a triangle and an ellipse. You can think of many objects or pictures which you can make with the help of these two figures using them as the main part.

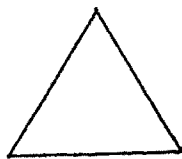
You have to make each picture as interesting and unusual as possible. Each picture should be different from the other and must convey a complete idea. Try to think of objects which no one else might have thought of.

After completing each picture give a title to it in the space provided. Try to make the title as interesting as possible, which will show how imaginatively you can think.

It is not necessary that you first finish all the triangles, and then to go to the ellipses. When you find that no new ideas are coming to you on triangles, immediately move on to ellipses. Try to make as many novel and interesting pictures as possible.

You will be given 10 minutes to complete this ACTIVITY.

1.



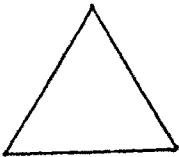
Title :

2.



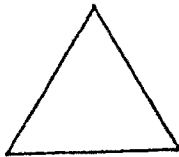
Title :

3.



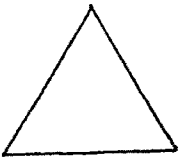
Title :

5.



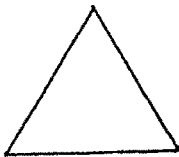
Title :

4.



Title :

6.



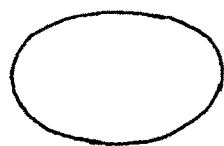
Title :

7.



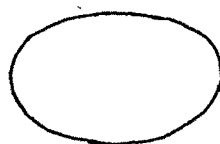
Title :

9.



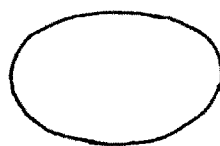
Title :

8.



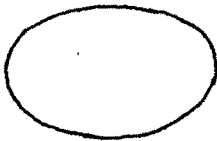
Title :

10.



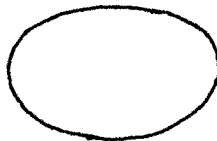
Title :

11.



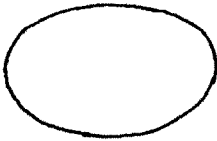
Title :

13.



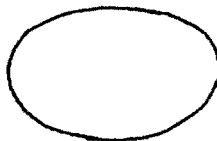
Title :

12.



Title :

14.



Title :