



Comparative Analysis of the Life Cycle of Fall Armyworm *Spodoptera frugiperda* Smith, 1797 (Lepidoptera, Noctuidae) on Natural and Artificial Maize Diet under Laboratory Conditions

Harshita Sharma and Dolly Kumar*

Division of Entomology, Department of Zoology,
Faculty of Science, The Maharaja Sayajirao University of Baroda, Vadodara - 390 002, Gujarat, India

Received: 27 July 2020; Revised accepted: 08 September 2020

Key words: *Spodoptera frugiperda*, Control, Fall armyworm, Larvae, Maize diet, Pest

Spodoptera frugiperda is a serious pest of American origin present throughout the world. It is a polyphagous pest preferring maize, causes white elongated patches and windows on leaves and fecal pellets deposited in the whorls. The adult male has brown forewing with a white spot and triangular white patch while the female has plain greyish wings (Sharanabasappa *et al.* 2018). In India, the first report of the FAW came from Karnataka (Deshmukh *et al.* 2019). Other Indian states reported its presence like that of Maharashtra, Gujarat, Rajasthan, Tamil Nadu (Deshmukh *et al.* 2019) (Sisodiya *et al.* 2018, Babu *et al.* 2019, Srikanth *et al.* 2018). A genetic study from Africa and India revealed the possibility of a common source of invasion between the countries (Nagoshi *et al.* 2019). Regions where the worm is most damaging, yields increase by an insecticide application (Andrews 2014). There are two main types of FAW strain designated as corn and rice strain which are morphologically identical, so molecular techniques are used for identity (Nagoshi and Meagher 2004). It is important to know the biology of FAW to identify the life stages to control (Sharanabasappa *et al.* 2018). In Lepidopteran pest, *Plutella xylostella* a threat to crucifers, knowledge of the biology influences the host plant quality and helps in its management (Gowri and Manimegalai 2016). In Florida, field FAW strain was resistant to classes of insecticides including synthetic pyrethroids, organophosphate, and carbamates (Yu 1991). Alternative methods in the form of chemical insecticides, biologicals, botanicals for the control of FAW is a must. Such a study requires knowledge of its stages and its rearing to conduct experiments. The present

study was undertaken to study the biology of *Spodoptera frugiperda* on two diets.

Collection: A detailed survey of various agricultural fields in and around Vadodara was done. It was amongst the initial observation for the occurrence of fall armyworm from few agricultural fields of Vadodara in June 2019. The insects were collected from the agricultural fields where the attack of FAW was observed. Survey and collection revealed high infestation of FAW in maize fields of Vadodara (Fig 1-2). The stage selected for the collection was the larval stage (in caterpillar form). The identifying feature of the FAW caterpillar being the Y shaped white line on the front and the four dots which form a square at the posterior end. The colour is shades of brown with black lines on its body. The caterpillars were allowed to feed on the natural leaves after the collection was done.



Fig 1 Maize field in Channi region of Vadodara



Fig 2 Collection of fall Armyworm

*Corresponding author: Prof. Dolly Kumar, Head, Department of Zoology, Faculty of Science, The Maharaja Sayajirao University of Baroda, Vadodara - 390 002, Gujarat

e-mail: dollymsu@gmail.com

Rearing: The insects were reared on a natural diet for a complete life cycle. The larvae were reared in insect culture trays containing the maize-based artificial diet and natural diet in separate trays closed with a lid and maintained at

25±4°C, 70±10% RH (Fig 4-5). Each insect was kept in separate cells to avoid cannibalism. The adults were allowed to mate in separate cages. The first rearing started from the 2nd/3rd instar stage brought from fields, fed on a natural diet i.e. maize leaves to the last instar, pupa, and adult. The adults were allowed to mate. The hatching of the eggs resulted in neonates that were fed with a maize-based artificial diet in one set and a natural diet (maize leaves) in

another set until it entered the pre-pupation phase. Pupae formed were kept in different plastic boxes. The pupae were washed with 1% sodium hypochlorite to avoid infections. Adults emerged from these were fed on honey-sucrose based diet with the help of cotton for diet soaking. Different life stages were studied (Fig 5). Biology of fall armyworm was studied to elicit information on the eggs, all the six instars, pupal and adult emergence.



Fig 3 Larvae reared on artificial diet



Fig 4 Larvae reared on natural diet

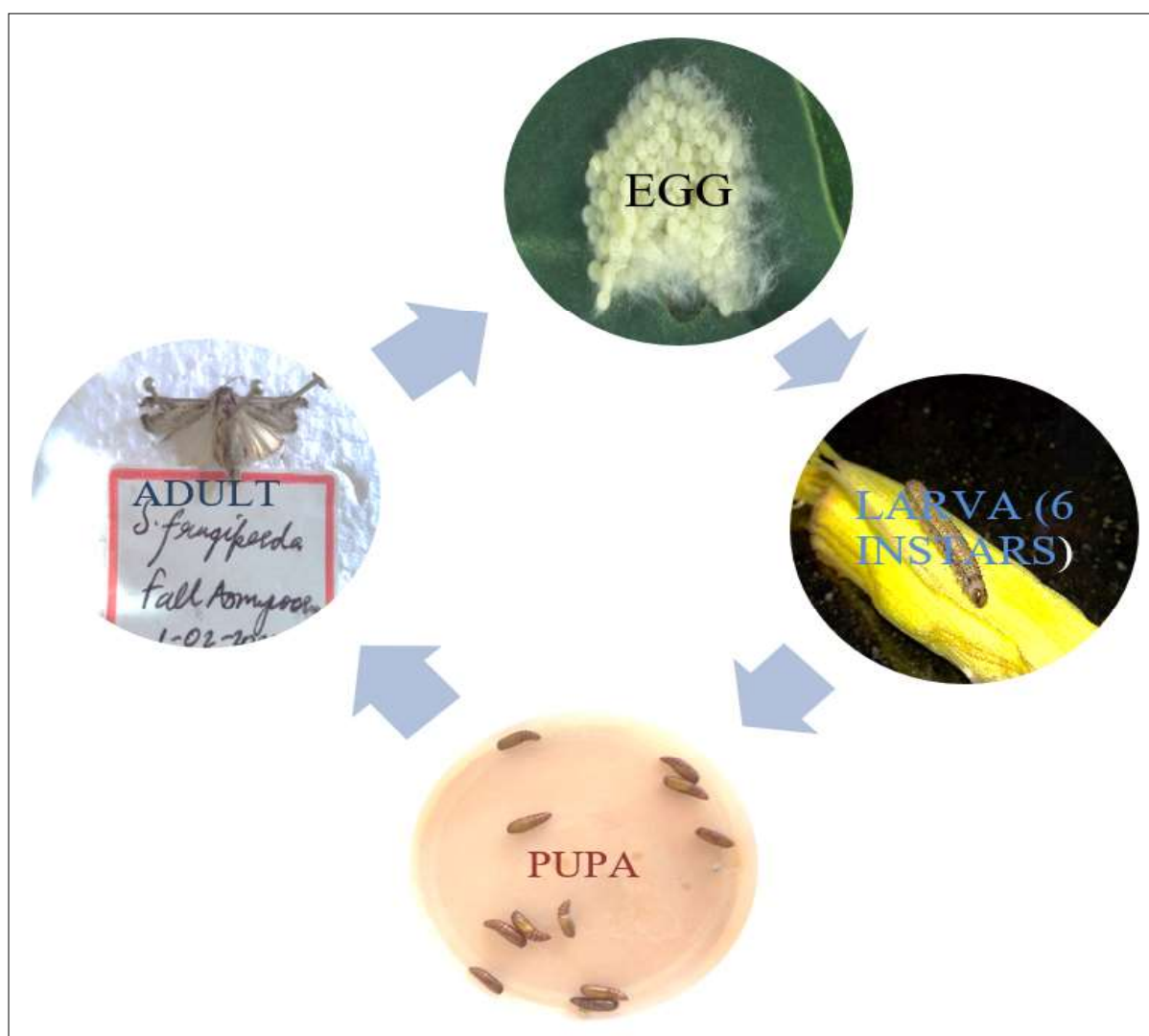


Fig 5 Life cycle of fall Armyworm (*Spodoptera frugiperda*)

Comparative Analysis of the Life Cycle of Fall Armyworm *Spodoptera frugiperda*

Table 1 Artificial maize flour based diet

Ingredients	Amount
Agar agar powder	16 g
Ascorbic acid	5 g
Becosule	6 g
Formaldehyde (10%)	12 ml
Maize powder	120 g
Methyl-paraben	3 g
Propionic acid	2 ml
Sorbic acid	2 g
Yeast powder	50 g
Water	1000 ml

Table 2 Artificial diet for adults

Ingredients	Amount
Honey	100 g
Sucrose	100 g
Becosule	4 g
Methyl paraben	4 g
Ascorbic acid	40 g
Water	1000 ml

Artificial diets: A larval diet was prepared with as minimum ingredients as possible to make it economic is shown in (Table 1). The pupae formed were sterilized with

1% sodium hypochlorite and released in adult cages. An adult diet was prepared with ingredients shown in (Table 2).

Statistics: Percent pupation was checked. Larval growth was compared for both the diets using the formula of larval growth index. The statistics used for comparing days in different life-stages was using the statistical software Minitab19.

Percent pupation on the two diets is shown in (Table 3). Larval Growth Index is shown in (Table 4). Statistics result in (Table 5) shows descriptive statistics for diets which reveals the average days the insect retains its different life stages. (ND=Natural Diet, AD=Artificial Diet, 1 and 2 showing the replicates). The maize-based artificial diet was found to be successful and economical for an easy laboratory rearing of the pest inside the lab. The results of the study were justifying the biology study of the fall armyworm studied before. The larval growth index for natural v/s artificial diet was found to be a little better for the artificial diet where factors like percent pupation and larval period were taken into consideration. The statistic software results revealed mean days value to be lesser in the larval stage and more in adult stage for artificial diet compared to a natural diet which is proof of artificial diet being better than the natural diet for lab rearing.

Table 3 Percent pupation in two different diets

Diet	Larvae/tray	No. of trays	Total Larvae released	No. of Pupa formed	% Pupation
Diet 1 (Natural)	10	2	20	17	85%
Diet 2 (Artificial)	10	2	20	19	95%

Table 4 Larval Growth Index of two different diets

Diet	Percent Pupation	Larval period	Larval Growth Index
1 (Natural)	85%	19.6	4.34
2 (Artificial)	95%	17.85	5.32

Larval Growth Index (LGI) = Percent pupation/ Larval period (days)

The study would help to understand the biology of the invasive pest in laboratory conditions and to check for similarities and differences with the previous studies. Such a study incorporating maize flour in the artificial diet for the pest would help us understand and standardize diet preference for fall armyworm. Challenges and problems in rearing would enable us with the opportunity to look for solutions to standardize diet. The reason for the better larval growth index in the artificial diet as compared to the natural diet could be because of the reason that natural diet had left of maize brought directly from the fields which could have been subjected to pesticides, further natural diet pertains more chances of getting foul due to its natural property which is not the case with an artificial diet which could retain its state for 2 or 3 days. Also, the artificial diet consisted of many of the necessary ingredients for the proper growth and survival of the larva. Natural diet tends to get more infected by microbial infection as compared to an artificial diet.

Optimizing rearing methods for pests is helpful to conduct various experiments on the pest without the

hindrance of a shortage of test insects to carry out a successful IPM program.

SUMMARY

Spodoptera frugiperda (J. E. Smith), commonly called fall armyworm (FAW) is one of the major insect pests of the world. Its boundary was limited to the American continent until the year 2016 where the first report outside America came. From affecting Africa in 2016 and became invasive in India in 2018, the pest is continuing to infest various crops, majorly maize fields of India. Some Indian states including Karnataka, Maharashtra, Gujarat, Rajasthan, Tamil Nadu, Mizoram, etc. have reported the serious outbreaks of this pest. Fall armyworm although being polyphagous prefers maize the most along with sorghum, sugarcane, paddy, millets. Maize is an important cereal in the country after wheat and rice. Efforts are being made to control the pest in the country. Knowledge of the biology of the pest would help identify and understand the pest better. Such a knowledge is prerequisite for various control programs of the pest. A study of the biology of the pest fall armyworm

on a maize-based artificial diet in India is new and has been discussed here. It is also compared with the natural diet in the form of maize leaves to check for its application.

Acknowledgment

To CSIR for the financial assistance provided to me in the form of CSIR-NET-JRF fellowship.

Table 5 Descriptive statistics for diets

Variable	Stage	N	N*	Mean	StDev
ND (A) Days	Adult	9	1	5.667	0.500
	Egg	10	0	3.800	0.632
	Larva	10	0	19.200	0.789
	Pupa	10	0	8.400	2.989
ND (B) Days	Adult	8	2	5.875	0.354
	Egg	10	0	3.900	0.568
	Larva	10	0	19.300	0.675
	Pupa	10	0	7.60	4.06
AD (A) Days	Adult	10	0	6.600	0.516
	Egg	10	0	2.900	0.568
	Larva	10	0	17.900	0.568
	Pupa	10	0	7.800	0.422
AD (B) Days	Adult	9	1	6.667	0.866
	Egg	10	0	3.700	0.483
	Larva	10	0	17.800	0.632
	Pupa	10	0	6.800	2.486

LITERATURE CITED

- Andrews K L. 2014. Latin American Research on *Spodoptera frugiperda* (Lepidoptera: Noctuidae) Author (s): Keith L. Andrews Published by Florida Entomological Society. *JSTOR* 71(4): 630-653.
- Babu R S, Kalyan R, Joshi S, Balai C, Mahla M and Smith J E. 2019. Report of an exotic invasive pest the fall armyworm, *Spodoptera frugiperda*. On Maize in Southern Rajasthan Article in *Journal of Entomology and Zoology Studies* 7(3): 1296-1300.
- Deshmukh S, Chormule A, Shejawal N, Kalleshwaraswamy C, Asokan R and Mahadeva S H. 2019. First report of the fall Armyworm, *Spodoptera frugiperda* (J. E. Smith) (Lepidoptera, Noctuidae) on sugarcane and other crops from Maharashtra, India. *Journal of Entomology and Zoology Studies* 7(1): 114-117.
- Gowri G and Manimegalai K. 2016. Biology of diamondback moth, *Plutella xylostella* (Lepidoptera: Plutellidae) of cauliflower under laboratory condition. *International Journal of Fauna and Biological Studies* 3(5): 29-31.
- Nagoshi Rod N and Meagher R L. 2004. Behavior and distribution of the two-fall armyworm host strain in Florida behavior and distribution of the two. *Florida Entomologist* 87(4): 440-449.
- Nagoshi, Rodney N, Dhanani I, Asokan R, Mahadevaswamy H M, Kalleshwaraswamy C M, Sharanabasappa and Meagher R L. 2019. Genetic characterization of fall armyworm infesting South Africa and India indicate a recent introduction from a common source population. *PLoS ONE* 14(5): 1-16.
- Sharanabasappa, Kalleshwaraswamy C M, Maruthi M S and Pavithra H B. 2018. Biology of invasive fall armyworm *Spodoptera frugiperda* (J.E. Smith) (Lepidoptera: Noctuidae) on maize. *Indian Journal of Entomology* 80(3): 540.
- Sisodiya D, Raghunandan B, Bhatt N, Verma H, Shewale C, Timbadiya B and Borad P. 2018. The fall armyworm, *Spodoptera frugiperda* (J.E. Smith) (Lepidoptera: Noctuidae); the first report of new invasive pest in maize fields of Gujarat, India. *Journal of Entomology and Zoology Studies* 6(5): 2089-2091.
- Srikanth J, Geetha N, Singaravelu B, Ramasubramanian T, Mahesh P, Saravanan L and Muthukumar M. 2018. First report of the occurrence of fall armyworm *Spodoptera frugiperda* in sugarcane from Tamil Nadu, India. 8: 195-202.
- Yu S J. 1991. Insecticide resistance in the fall armyworm, *Spodoptera frugiperda* (J. E. Smith). *Pesticide Biochemistry and Physiology* 39(1): 84-91.



Standardizing the artificial diet and diet preference for lab rearing of *Spodoptera frugiperda* Smith, 1797 (Lepidoptera, Noctuidae)

Harshita Sharma*, Dolly Kumar

Department of Zoology, Faculty of Science, The Maharaja Sayajirao University of Baroda, Vadodara, Gujarat, India

Abstract

Spodoptera frugiperda Smith, 1797 (Lepidoptera, Noctuidae) was announced as an invasive species in India as recently as 2018. Commonly it is known by the name fall armyworm. It is causing nuisance because of its highly polyphagous nature. *S. frugiperda* is a pest of American origin migrating to other parts of the world including Africa and Asia. In recent years, this insect has invaded many states of India including Gujarat. Mostly chemical pesticides and a few biopesticides have been the most reliable means to control the pest. This has led to resistance development in this pest. The resistance related studies against fall armyworm has been studied in countries like the USA and Brazil. Before *Spodoptera frugiperda* becomes havoc in the agricultural fields and turns resistant to all available insecticides; evaluating the alternative methods, their efficiency to control the pest, resistance development against newer insecticides and its mechanism needs to be studied. This would require mass rearing of pests in the laboratory. Laboratory mass rearing requires ideal biotic and abiotic factors. The diet is the chief component for the rearing of pests. In this study, four artificial diets are analyzed and compared for efficient rearing of pests in the laboratory.

Keywords: diet, Gujarat, invasive, polyphagous, rearing

Introduction

Spodoptera frugiperda is a polyphagous insect and a problematic agricultural pest. *S. frugiperda* has a wide range of host crops which are of economic concern to us. This includes 353 plant species from 76 plant families having crops such as corn, tomato, millets, and potato. (Montezano *et al.*, 2018) [8]. The fall armyworm, *Spodoptera frugiperda* is a lepidopteran insect, originating from America eliciting an exorbitant reproductive rate, throughout the year (Sparks, 1979) [13]. The incidences of sudden and severe outbreaks of fall armyworm populations from several West and Central African countries have been observed. This is due to the virtue of their vast dispersal and strong flying skills, while this is the first case of invasion outside the American continent (Goergen *et al.*, 2016) [4]. For the first time in 2018, *Spodoptera frugiperda* has shown its occurrence in India in the state of Karnataka (Deshmukh *et al.*, 2018) [3]. In China, this invasive pest was recently confirmed to be present, by using phylogenetic analysis of biological macromolecules (Jing *et al.*, 2019) [6]. FAW invasion was also first reported from Gujarat maize fields in the Anand district (Sisodiya *et al.*, 2018) [12]. In Karnataka, FAW infestation has already been reported on maize and paddy. Its biology has been studied there as well (Sharanabasappa *et al.*, 2018) *Spodoptera frugiperda* invasion of sugarcane and other crops from Maharashtra was confirmed based on the male genital dissection of the insect (Chormule *et al.*, 2019) [2]. In Rajasthan, the presence of FAW on maize has been marked (Babu *et al.*, 2019) [1]. Amongst the major economically important crops produced in India, after wheat and rice, maize is the third most important cereal. An estimated loss of 200 million INR has been incurred, as reported from Mizoram in May 2019 after 122 districts with maize cultivation were infested by the fall armyworm. Further, *S. frugiperda* is shown to be resistant to commonly sprayed older classes of insecticides including carbamates, organophosphates and pyrethroids which lead to the failure of crops in Florida (Yu, 1991). The pest management due to these have become difficult since the most commonly used insecticides are unable in controlling it. Midgut and fat body tissues RNA Sequence analysis of another *Spodoptera* species i.e. *Spodoptera litura* suggested that the genes from these sites may play a substantial role in xenobiotic detoxification in these caterpillars (Li *et al.*, 2019) [10].

Till now there is no certain solution for sustainable management of FAW in Africa or Asia (Padhee & Prasanna, 2019) [9]. Such a situation calls for experiments and research for alternate control methods. This will require the availability of a numerous insects which can be achieved by mass rearing. Artificial diets for insects are used as a medium for the effective rearing of pests in the lab. Studies related to diet also provide knowledge about the insect's biology, behavior, and nutritional requirements and such information are fundamental for the development of efficient Integrated Pest Management (Pinto *et al.*, 2019) [10]. Devising a management strategy would involve a clear understanding of physiology, for which rearing them artificially in the lab is prescribed.

The pest to be reared in the lab have specific characteristics which can be easily observed in the distinct larval and adult forms.

Materials and Methods

The laboratory rearing of insects were utilized. The FAW insects were collected in caterpillar form from nearby maize fields of Vadodara (Figure 1 A, B). They were reared on the natural diet of that generation F0. The eggs hatching from these were then kept on different diets so that when neonate emerges, can immediately feed on the diets. This was termed test generation or F1. The 1st instar larvae/ neonates of *Spodoptera frugiperda* were used from the laboratory population to see its survival on different artificial diets on larval growth and development.

Experiment was set-up to see the food preference of fall armyworm. It was a preliminary study to understand the diet preference in presence of different host crop ingredients in the artificial diets on which fall armyworm causes infection was done. For checking the preference, four diets containing varying flours viz. Maize, Soya, Chickpea, and Jowar were kept equidistant from one another and from the center. In the center, 10 neonates were released, and the position was noticed after 1 hour and 24 hours, respectively.

To check the effect of different diets on the survival of FAW, four diets were made (Table 1). The Artificial Diet was inspired from a diet, was later modified for effective rearing of another *Spodoptera* species- *Spodoptera litura* (Gupta *et al*, 2005) [5]. In culture trays rearing was done. Diets were changed as and when required. Temperature and humidity were maintained by the BOD incubator. For diet optimization, temperature and humidity are kept constant at 26±2°C and 70±10% with a 12:12 D: L photoperiod. Photography and percent survival was recorded. Observations were recorded till adult emergence. Data were analyzed through graphs made in GraphPad Prism version 9.3.1

Diet Preparation Process

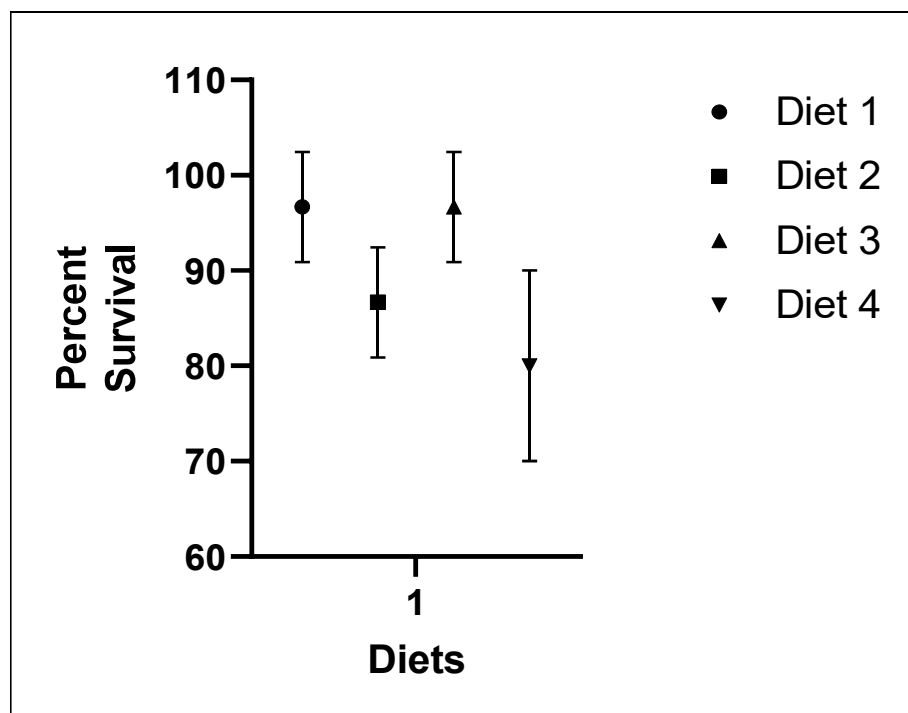
All the ingredients in the diet are mixed in water. The water content of the diet is divided into two parts. Example- For a 500 ml diet, 250 ml is taken for each part. In the first part, water is boiled till the bubbles come, then agar is added, and it is boiled and stirred continuously till it has a thick consistency, yeast is then added and boiled for a minute. In the second part, the rest of the ingredients of the diet is added with liquid components like becosule. Formaldehyde is added initially and solid ingredients like flour later. It is mixed with the help of a hand blender. Then the first part is added and blended properly. The fresh diet is prepared which is poured into the ketchup bottles, and some portions may also be poured into the wide trays for making diet pieces (Figure 2 A). The 'semisolid diet' after cooling down gets solidified which can be then used by transferring insects of any stage to it and covering the latter with stickers (transparent covers which stick at the edges and provide scope for air exchange through its tiny holes) or lids to avoid insects moving out from the trays. The diet can be used for 2-3 days when an early instar is released (Figure 2 B). The excreta can be seen and mark as indicator of good feeding (Figure 2 C).

Table 1: Different diet compositions in gm or ml for *Spodoptera frugiperda* (in 1 L H₂O diet)

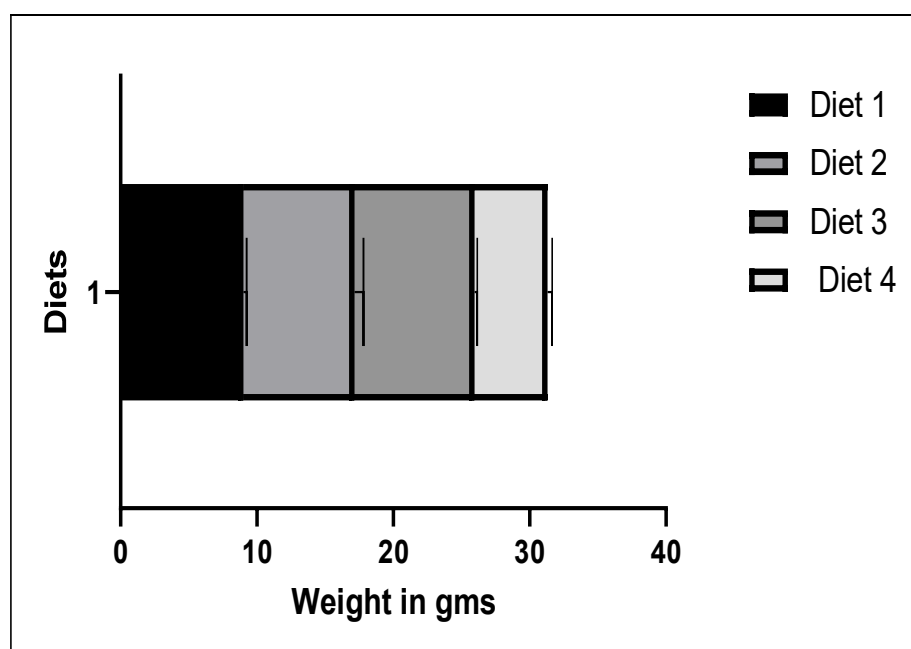
S/N.	Ingredients	Diet 1	Diet 2	Diet 3	Diet 4
1	Wheat germ	60g	60g	60g	60g
2	Sucrose	36.36g	36.36g	36.36g	36.36g
3	Yeast	53g	53g	53g	53g
4	Agar	20g	20g	20g	20g
5	Sorbic acid	1.7g	1.7g	1.7g	1.7g
6	Ascorbic acid	5.3g	5.3g	5.3g	5.3g
7	Methyl-p-hydroxy-benzoate	3.3g	3.3g	3.3g	3.3g
8	Formaldehyde	13.5ml	13.5ml	13.5ml	13.5ml
9	Becosule	12ml	12ml	12ml	12ml
10	Propionic acid	2ml	2ml	2ml	2ml
11	Maize flour	160g	-	-	-
12	Soya flour	-	160g	-	-
13	Chickpea flour	-	-	160g	-
14	Jowar (Sorghum) flour	-	-	-	160g

Results

The observations for various diets on the survival of *Spodoptera frugiperda* are shown in the graph where all diets were found to be efficient for the rearing of FAW (Graph 1). However, two diets were found to be better among all of them. The difference in weight between the early instar (2nd) and late instar (5th) was checked to evaluate the diet on which better feeding occurred (Graph 2). Larval Growth Index serves as a good formula that takes into consideration both survival and the number of days required to complete the life stage. LGI was also checked for all the diets (Table 2).



Graph 1: Survival of FAW on various diets



Graph 2: Increase in weight (Early and late instar)

Table 2: Larval growth index for *Spodoptera frugiperda*

Diet	Percent survival	Avg. Larval period	Larval Growth Index
1	96.87	14.61	6.63
2	87.5	15.67	5.58
3	96.87	14.52	6.67
4	81.25	16.15	5.03

Larval Growth Index (LGI) = Percent pupation/ Larval periods (days)

Experiments for food preference showed fondness for the maize-based artificial diet. Maximum of the neonates were observed moving toward maize diet as soon as kept in the center and after an hour's observation, most of them were observed on a maize-based diet. After 1 hr, 7 of 10 FAW of them were found on the maize diet. Post 24 hrs, their position remained at the same position with 7 of them on maize based diet, 2 on chickpea based diet while 1 found near the soya based diet. This reveals the fall armyworm's feeding preference for maize.

Spodoptera frugiperda, percent survival was found to be 96.87, 87.5, 96.87, and 81.25 % for diets 1, 2, 3, and 4 respectively (Graph 1). Larval Growth Index was found to be 6.63, 5.58, 6.67, and 5.03 for diets 1, 2, 3, and 4 respectively (Table 2). LGI is in the order: diet3>diet1>diet2>diet4. Increase in weight while growing on different diets was found to be for diet1>diet3>diet2>diet4. The maximum increase in weight was found to be in diet 1 and nearly similar in diet 3 (Graph 2).

Figures



Fig 1: Maize field in Vadodara A. Maize field in Waghodia region of Vadodara B. FAW larva damaging the maize plant



Fig 2: Artificial diet for lab rearing A. Solidified diet pieces B. Early instar on fresh diet B. Late instar on diet (excreta visible)

Conclusion

A survey of some of the agricultural fields in and around Vadodara revealed the infestation of crops by insect pests and heavy infestation of the crops by several Lepidopteran pests like *Helicoverpa armigera*, *Spodoptera litura*, *Earias insulana*, *Aphis gossypii* and *Plutella xylostella*. In maize fields, a severe infestation of *Spodoptera frugiperda* was observed. To optimize the artificial diet for *Spodoptera frugiperda*, the 4 diets made were having high percent survival. In diet 1, major components were maize flour, wheat germ, yeast, agar, sorbic acid, ascorbic acid, methyl-p-hydroxybenzoate, formaldehyde, becosule, and propionic acid. Other diets contained all ingredients similar to Diet 1 except maize flour replaced by soya flour in diet 2, chickpea flour in diet 3, and jowar flour in diet 4. From all four diets, the maximum percent survival was in diet 1 and diet 3. However, the larval growth index which takes into account both percent survival and the number of days required by the larva to turn pupa was highest for diet 3. Diet 1 and diet 3 came out to be the best diets. The components in diets 1 & 3 are having all the components necessary for the satisfactory growth of larva. R.K. Seth & V.P. Sharma 2002

from Delhi University also evaluated the growth of *Spodoptera litura* on different diets. They observed survival of pupae upto 78-81% on a chickpea-based diet. In the present work, we found the larval survival on the diets in between 81-96% for *Spodoptera frugiperda*. The various components of the diet have different nutritional values. Some of these such as chickpea, and wheat germ serves as the main carbohydrate provider in the diet while formaldehyde, methyl-p-hydroxybenzoate, and sorbic acid serve as antimicrobials, and the yeast, becosule provide vitamins in the diet. Chickpea-based artificial diet seems best for the laboratory rearing, where different lepidopteran pests are being worked on. We have tried the chickpea-based diet on *Spodoptera litura* and *Helicoverpa armigera* also along with *Spodoptera frugiperda*, and it has been working well for all of them.

Discussion

To test for any pesticide efficiency or to conduct any experimental work on the insect pests, we require huge numbers of the pest in the laboratory. Such a study would help to get a good and effective culture of the insect pests in the lab. Especially the Lepidopteran pests like Fall armyworm. With this, we can open up for all those research works that would study the rearing methods for insect pests in a laboratory.

Acknowledgment

One of the author (HS) is grateful to the Council of Scientific and Industrial Research (CSIR) for providing financial assistance in the form of CSIR-NET-SRF fellowship.

References

1. Babu RS, Kalyan R, Joshi S, Balai C, Mahla M, Rokadia P. Report of an exotic invasive pest the fall armyworm, *Spodoptera frugiperda*. Journal of Entomology and Zoology Studies, 2019;7(3):1296-1300.
2. Chormule A, Shejawal N, Deshmukh S, Kalleshwaraswamy C, Asokan R, Mahadeva Swamy H. First report of the Fall Armyworm, *Spodoptera frugiperda* (J. E. Smith) (Lepidoptera, Noctuidae) on sugarcane and other crops from Maharashtra, India. Journal of Entomology and Zoology Studies, 2019;7(1):114-117.
3. Deshmukh S, Kalleshwaraswamy CM, Asokan R, Maruthi MS. First report of the Fall armyworm, *Spodoptera frugiperda* (J E Smith) (Lepidoptera: Noctuidae), an alien invasive pest on maize in India. Pest Management in Horticultural Ecosystems, 2018;20(1):50-54.
4. Goergen G, Kumar PL, Sankung SB, Togola A, Tamò M. First report of outbreaks of the fall armyworm *Spodoptera frugiperda* (J E Smith) (Lepidoptera, Noctuidae), a new alien invasive pest in West and Central Africa. PLoS ONE, 2016;11(10):1-9.
5. Gupta GP, Rani S, Birah A, Raghuraman M. Improved artificial diet for mass rearing of the tobacco caterpillar, *Spodoptera litura* (Lepidoptera: Noctuidae). International Journal of Tropical Insect Science, 2005;25(1):55-58.
6. Jing DP, Guo JF, Jiang YY, Zhao JZ, Sethi A, He KL, Wang ZY. Initial detections and spread of invasive *Spodoptera frugiperda* in China and comparisons with other noctuid larvae in cornfields using molecular techniques. Insect Science, 2020;27(1):780-790.
7. Li Q, Sun Z, Shi Q, Wang R, Xu C, Wang H, Song Y, Zeng R. RNA-Seq Analyses of Midgut and Fat Body Tissues Reveal the Molecular Mechanism Underlying *Spodoptera litura* Resistance to Tomatine. Frontiers in Physiology, 2019;10(1):1-12.
8. Montezano DG, Specht A, Sosa-Gomez DG, Roque-Specht VF, Sousa-Silva JC. Host Plants of *Spodoptera frugiperda* (Lepidoptera: Noctuidae) in the Americas. African Entomology, 2018;26(2):286-300.
9. Padhee A, Prasanna B. The emerging threat of Fall Armyworm in India. Indian Farming, 2019;69(1):51-54.
10. Pinto JRL, Torres AF, Truzzi CC, Vieira NF, Vacari AM, De Bortoli SA. Artificial Corn-Based Diet for Rearing *Spodoptera frugiperda* (Lepidoptera: Noctuidae). Journal of Insect Science, 2019;19(4):2:1-8.
11. Sharanabasappa, Kalleshwaraswamy CM, Maruthi MS, Pavithra HB. Biology of invasive fall armyworm *Spodoptera frugiperda* (J.E. Smith) (Lepidoptera: Noctuidae) on maize. Indian Journal of Entomology, 2018;80(3):540-543.
12. Sisodiya D, Raghunandan B, Bhatt N, Verma H, Shewale C, Timbadiya B et al. The fall armyworm, *Spodoptera frugiperda* (J.E. Smith) (Lepidoptera: Noctuidae) is; the first report of a new invasive pest in maize fields of Gujarat, India. Journal of Entomology and Zoology Studies, 2018;6(5):2089-2091.
13. Sparks AN. A Review of the Biology of the Fall Armyworm. The Florida Entomologist, 1979;62(2):82-87.
14. Yu SJ. Insecticide resistance in the fall armyworm, *Spodoptera frugiperda* (J. E. Smith). Pesticide Biochemistry and Physiology, 1991;39(1):84-91.