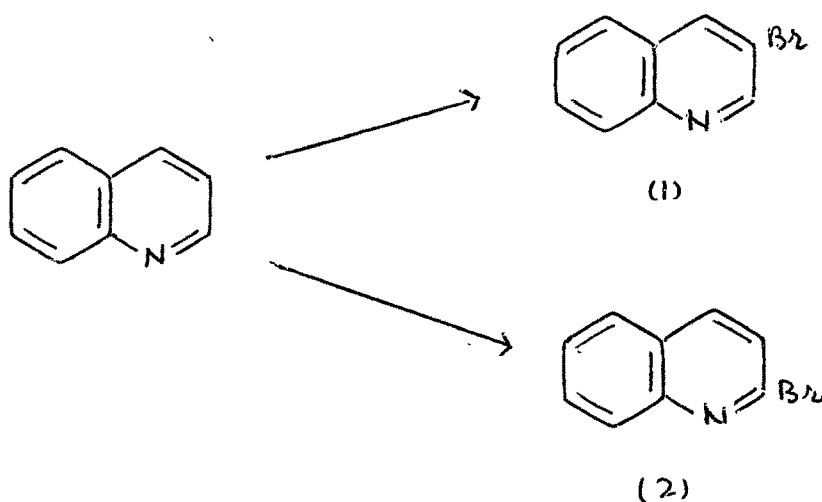


CHAPTER II

Studies in the synthesis of 2-hydroxycinchoninic acids

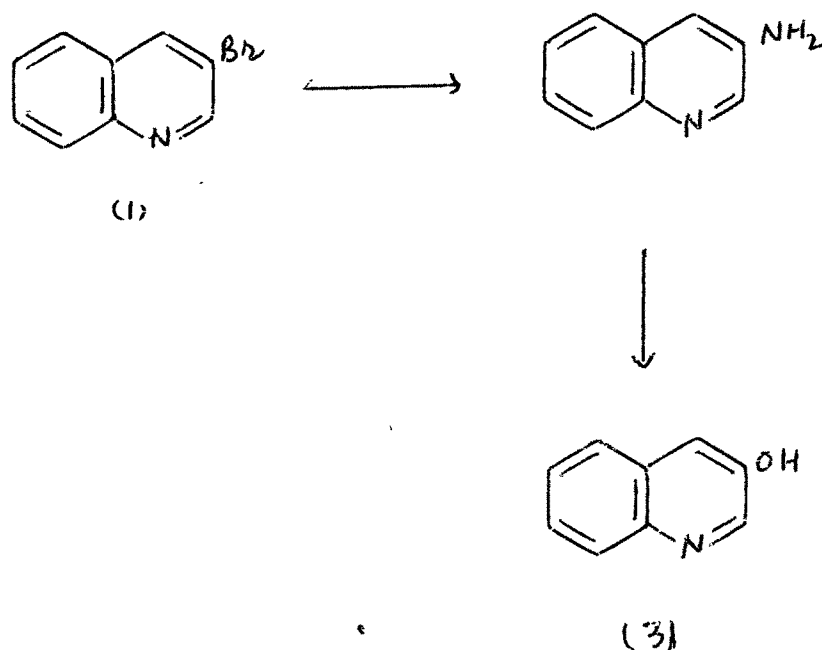
CHAPTER IISection IBromoquinolinesTheoretical

The present work deals with the synthesis of bromoquinoline derivatives, it will be, therefore, of interest to review the preparation and properties of halogenated quinoline derivatives. Jansen and Wibaut¹ were the first to carry out the bromination of quinoline in gaseous phase between 300-500° and found that the first bromine atom only entered in the pyridine nucleus. 3-Bromoquinoline (1) was prepared by passing preheated vapours of quinoline and bromine through a tube, filled with pumice at 300° while at 450-500° the product was 2-bromoquinoline (2) in 50-60 % yield.

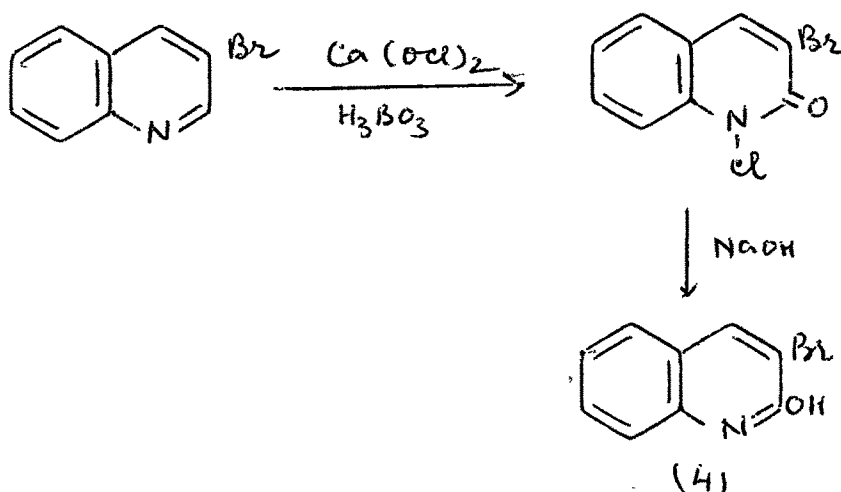


Edinger² however, prepared 3-bromoquinoline most conveniently by direct bromination of quinoline in the presence of a relatively large amount of sulphur. Presumably sulphurylbromide is the actual brominating agent. Similarly Edinger and Lubberger³, Baker et al.⁴ carried out the chlorination of quinoline at 3-position by refluxing it with sulphur dichloride.

Renshaw and Friedman⁵ observed that bromination of quinoline with sulphur and bromine gave 3-bromoquinoline. Heating 3-bromoquinoline with conc. ammonium hydroxide and copper sulphate as catalyst in a rocking autoclave at 160° for 2 hours and after extraction with ether gave 3-aminoquinoline. Mills and Watson⁶ prepared 3-quinolinol (3) by diazotisation of 3-aminoquinoline, which is in turn prepared by treatment of 3-bromoquinoline with ammonia in the presence of copper.⁷

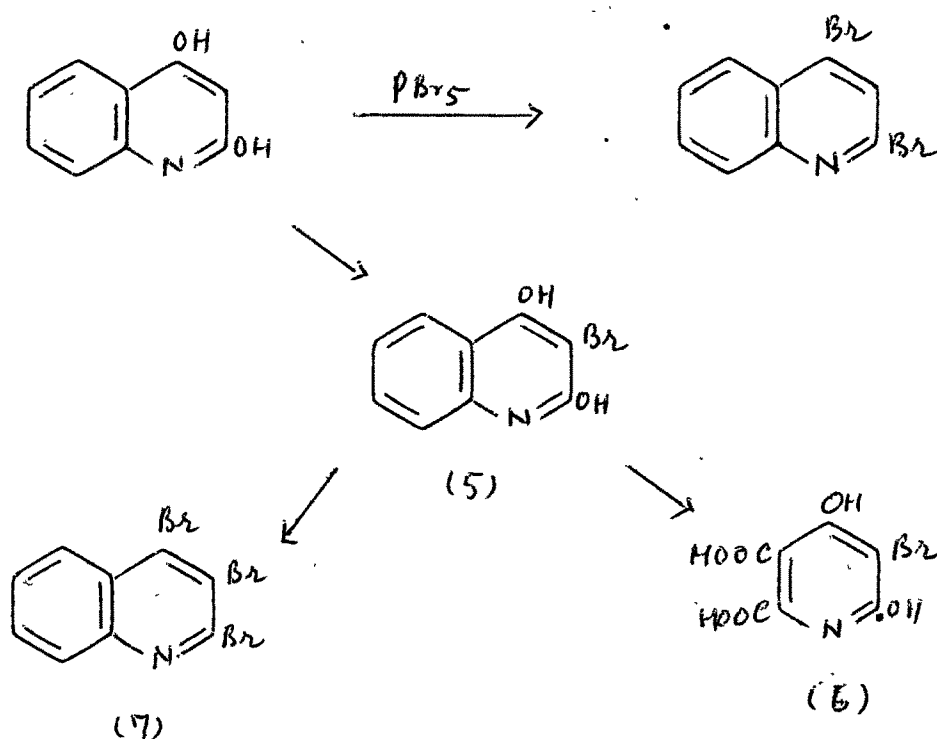


LaCoste⁸ obtained a bromoquinoline when a solution of quinoline in hydrochloric acid was warmed with bromine. Claus and Collischonn⁹ obtained the same compound by heating the quinoline dibromide hydrobromide $C_9H_7N.HBr.Br_2$ and assigned it the structure of 4-bromoquinoline. But Decker¹⁰ found that the above compound was 3-bromoquinoline by converting it into 3-bromocarbostyryl(4) as under.



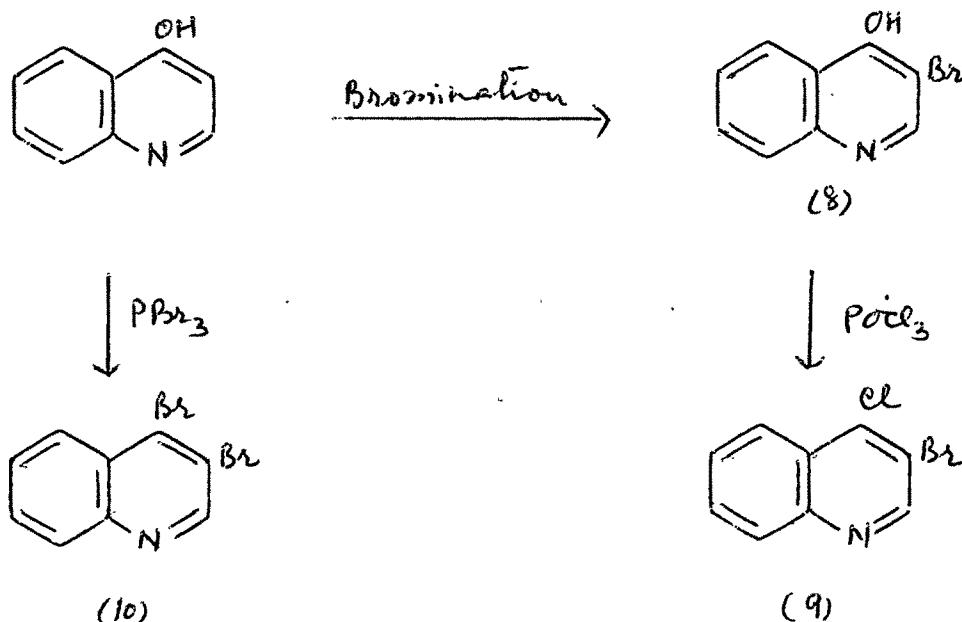
Meyer and Heiman¹¹ studied the action of bromine on 2,4-dihydroxyquinoline and obtained (?) -bromo-2,4-dihydroxyquinoline in cold acetic acid in a quantitative yield and with excess of bromine in hot got 3-bromo-2,4-dihydroxyquinoline (5). Now 2,4-dihydroxyquinoline and (?) -bromo-2,4-dihydroxyquinoline on oxidation with hot potassium permanganate gave the same 2,4-dihydroxyquinolinic acid while 3-bromo-2,4-dihydroxyquinoline on similar oxidation gave 3-bromo-2,4-dihydroxyquinolinic acid(6). Hence the bromine atom in (?) -bromo-2,4-dihydroxyquinoline

is in undetected position in the benzene ring. Again 2,4-dihydroxyquinoline, (?) -bromo-2,4-dihydroxyquinoline and 3-bromo-2,4-dihydroxyquinoline on treatment with phosphorus pentabromide gave 2,4-dibromo, (?), 2,4-tribromo and 2,3,4-tribromoquinoline (7) respectively. Therefore the (?) -bromo derivative must not be the same 3-bromo-2,4-dihydroxyquinoline (5).



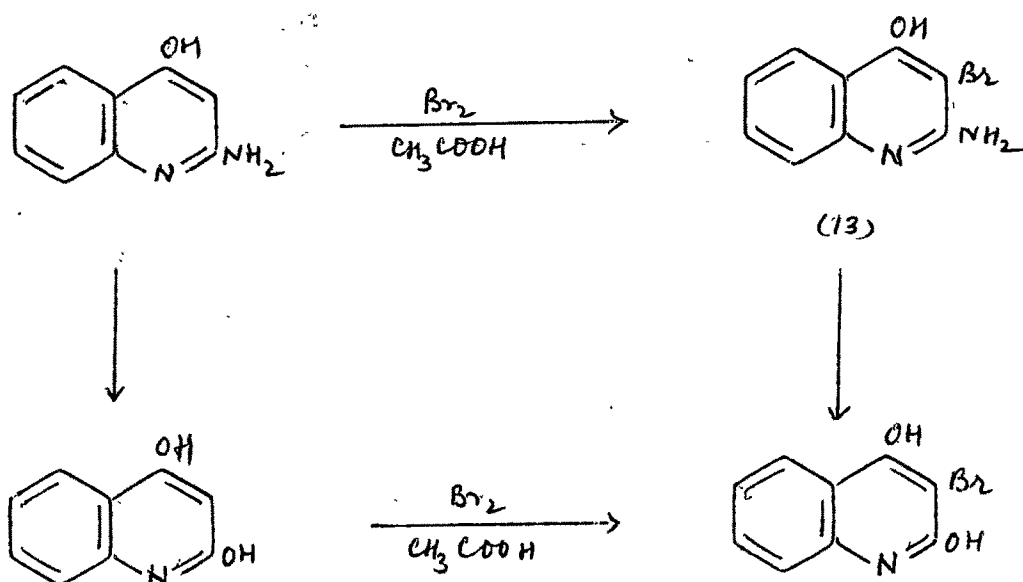
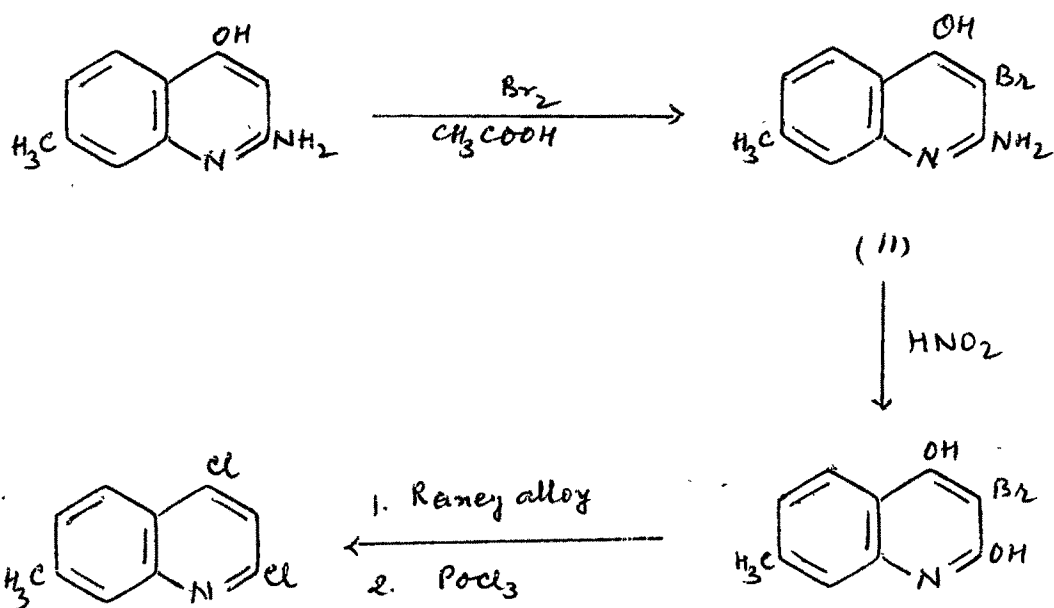
Riegel et al.¹² have prepared 3-bromo-4-quinolinol (8) from 4-quinolinol by reacting it with bromine. Further 3-bromo-4-quinolinol with phosphorus oxychloride gave 3-bromo-4-chloroquinoline (9) but this compound was unreactive towards amines in the coupling reaction, so a search for more reactive compound was made. 4-Quinolinol on treatment with phosphorus tribromide gave 3,4-dibromoquinoline (10) which was the starting material for the

synthesis of the antimalarial drugs.

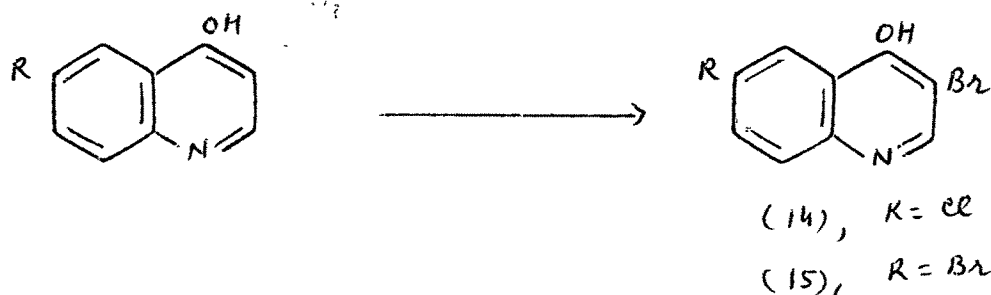


Hardman and Partridge¹³ studied the bromination of 2-amino-4-hydroxy-7-methylquinoline and observed that the bromine entered into the 3-position. The 3-bromo derivative (11) on treatment with nitrous acid, furnished the bromohydroxyquinoline and the removal of bromine by reduction with raney alloy gave the dihydroxyquinoline from which the dichloroquinoline (12) was obtained on treatment with phosphorus oxychloride. 2,4-Dihydroxyquinoline was also obtained when 2-amino-4-quinolinol was fused at $250-290^\circ$ with potassium hydroxide and then acidified with hydrochloric acid. Further bromination of 2-amino-4-quinolinol in glacial acetic acid gave a mono-bromo derivative which on treatment with nitrous acid furnished the same bromo-2,4-dihydroxyquinoline (5) as was obtained by a similar bromination of 2,4-dihydroxy-

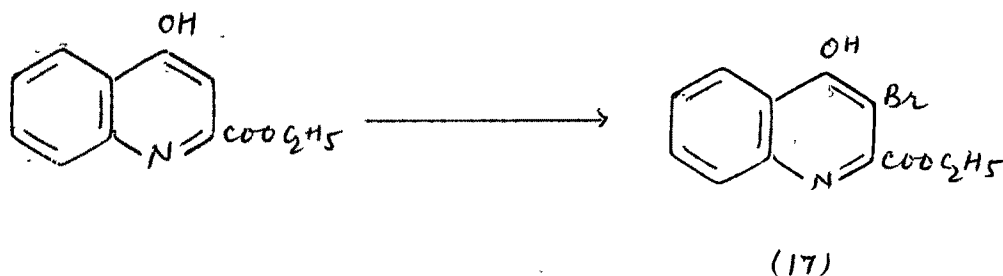
quinoline. Hence it is concluded that the bromine atom has occupied the 3-position both in bromo-2,4-dihydroxyquinoline and in 2-amino-bromo-4-quinolinol (13).



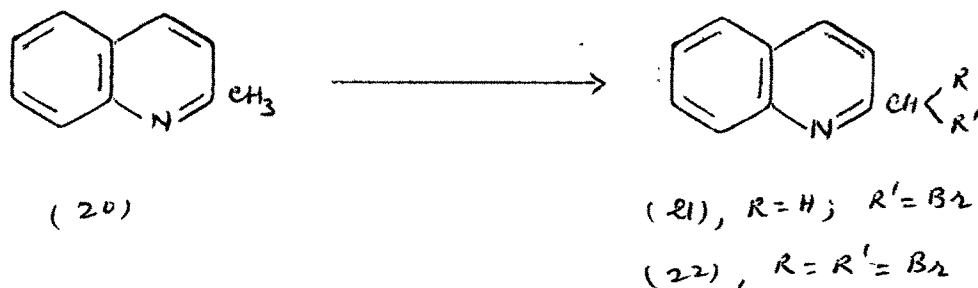
Schofield and Swain¹⁴ carried out the bromination of 6-chloro- and 6-bromo-4-hydroxyquinoline with bromine in acetic acid and obtained 6-chloro-3-bromo- (14) and 3,6-dibromo-4-hydroxyquinoline (15) respectively.



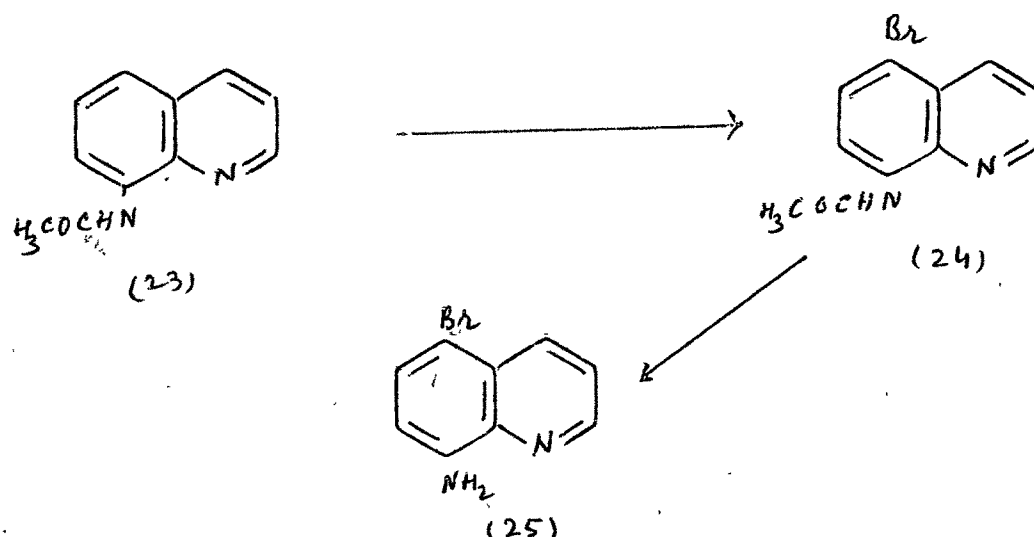
Surrey and Cutler¹⁵ obtained ethyl 4-hydroxy-3-bromo-quinaldate¹⁶ (17) from ethyl 4-hydroxyquinaldate⁽¹⁶⁾ on bromination with bromine in acetic acid in the presence of iodine as a catalyst.



Fujino et al.¹⁸ carried out the bromination of quinaldine (20) in the presence of borontrifluoride acetic acid and obtained monobromoquinaldine (21) with a small quantity of ω-dibromoquinaldine (22).

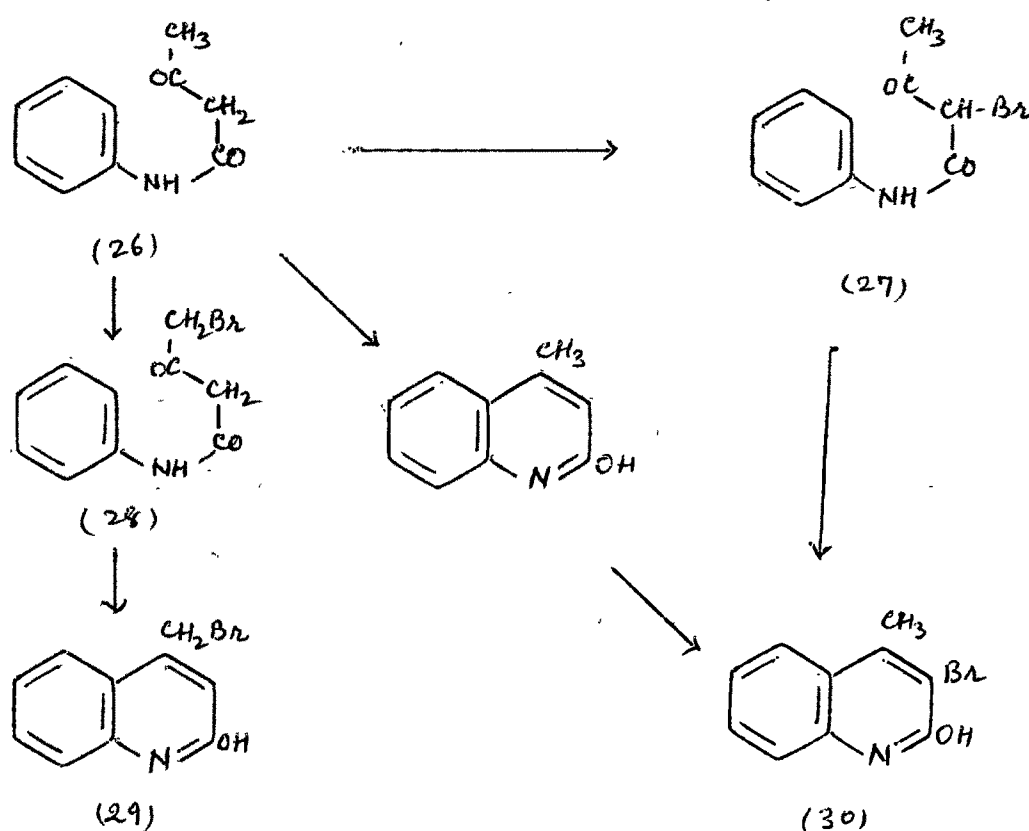


Zaruma et al.¹⁹ carried out the synthesis of 5-bromoquinoline viz. bromination of 8-acetamidoquinoline (23) at 0° in acetic acid and adjustment to pH 9 with sodium hydroxide gave 92 % yield of 5-bromo-8-acetamidoquinoline (24) from which 5-bromo-8-aminoquinoline (25) was prepared by hydrochloric acid.



In the present work, bromination of 2-hydroxy-4-methylquinoline derivatives and also the bromination of acetoacetaryl amides and their subsequent ring closure were studied with the object of determining the reactivity in the quinoline nucleus ; whether the reaction was taking place on the pyridine part of the benzenoid part of the quinoline ring system. The problem of proving structures of the bromoquinoline and bromoacetoacetaryl amides is of considerable importance because it has created a large amount of confusion in this field. Many controversial reports are found in the literature about this. Direct bromination of different 2-hydroxy-4-methylquinoline derivatives in acetic acid has been carried out and the corresponding 3-bromo derivatives have been prepared.

Knorr²⁰ brominated acetoacetanilide (26) in chloroform solution and cyclised it to 3-bromo-4-methylcarbostyryl (30). He reported that the latter compound was identical with the compound obtained by the action of bromine water on 4-methylcarbostyryl. As under these conditions the bromine would almost certainly occupy the 3-position so he claimed that he had prepared α -bromoacetoacetanilide (27).



Later on Hasegawa²¹ and Cook²² repeated the above experiment in chloroform and regarded the product as ω -bromoacetoacetanilide (28)

Mehta *et al.*³⁰ brominated acetoacetanilide in acetic acid with iodine as catalyst and claimed to have obtained α -bromoacetoacetanilide (27). They further claimed that this product on cyclisation gave

3-bromo-4-methylcarbostyril (30) which was identical with the product obtained on bromination of 4-methylcarbostyril.

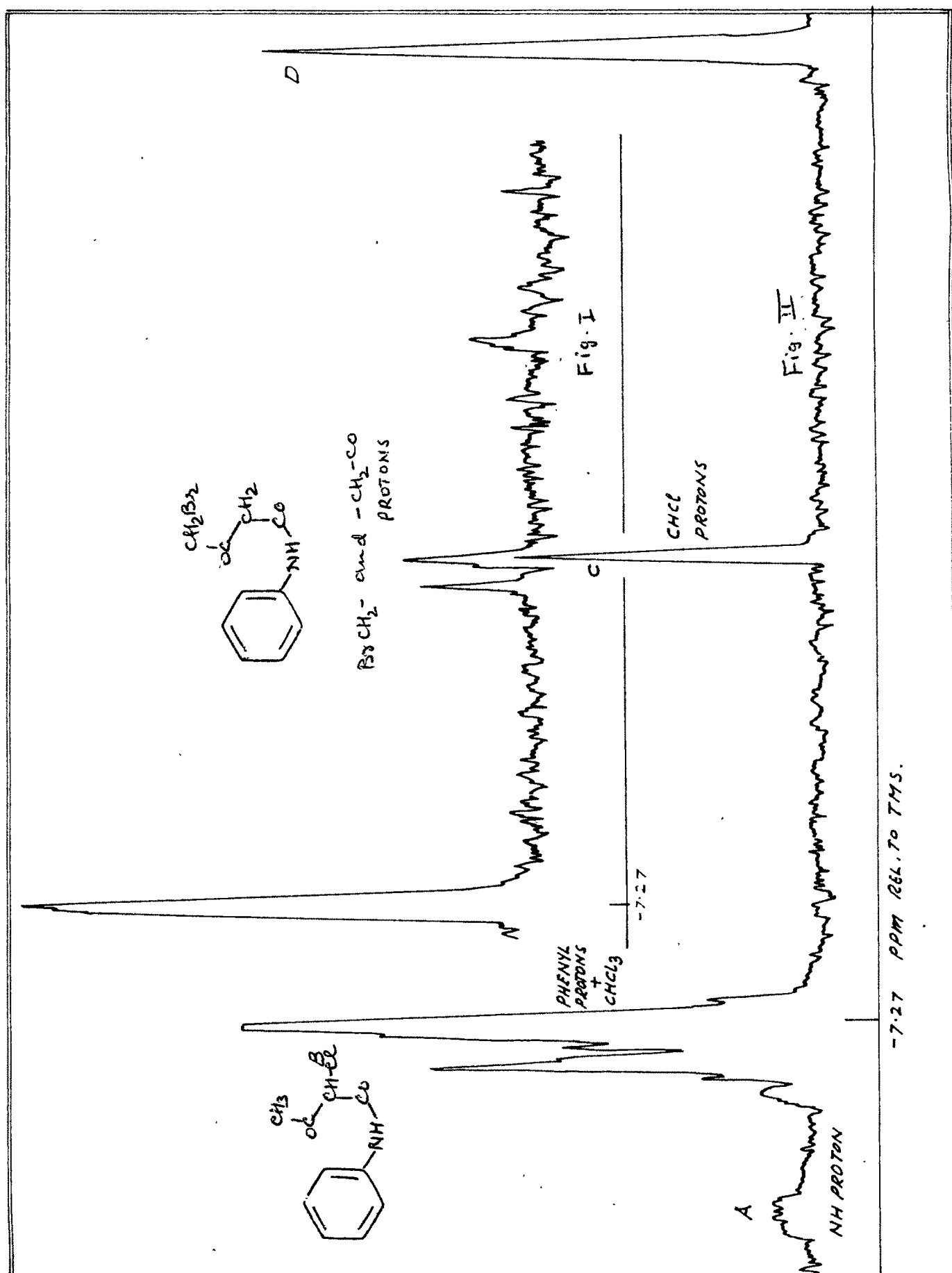
In view of these contradictory reports, it was thought of interest to repeat the work by both the procedures. In both the cases, however, the same product was obtained which is assigned ω -bromoacetoacetanilide structure (28) as it gave on cyclisation 4-bromomethylcarbostyril (29). The latter was different from the 3-bromo-4-methylcarbostyril (30) obtained by bromination of 4-methylcarbostyril. 4-Bromomethylcarbostyril (29) on reduction with zinc dust and acetic acid gave the known 4-methylcarbostyril while the 3-bromo derivative (30) under similar condition remain unaffected. The structure of ω -bromoacetoacetanilide (28) was further confirmed by its NMR Spectra and also by its conversion to known 2-hydroxycinchoninic acid.

NMR Spectra of ω -bromoacetoacetanilide (28) Fig.I

(56.445 MC/S CDCl₃)

Shift (δ)	Signals	Assignment
7.27	Multiplet	5H (Aromatic)
4.06	Singlet	2H (Br-CH ₂ -CO)
3.79	Singlet	2H (CO-CH ₂ -CO)

In view of the above results of bromination of acetoacetanilide, it was thought of interest to study chlorination of this compound. Bulow and King³¹ reported that acetoacetanilide on chlorination with



sulphuryl chloride gave α -chloroacetoacetanilide. The same was prepared and its structure was confirmed on the basis of NMR spectrum.

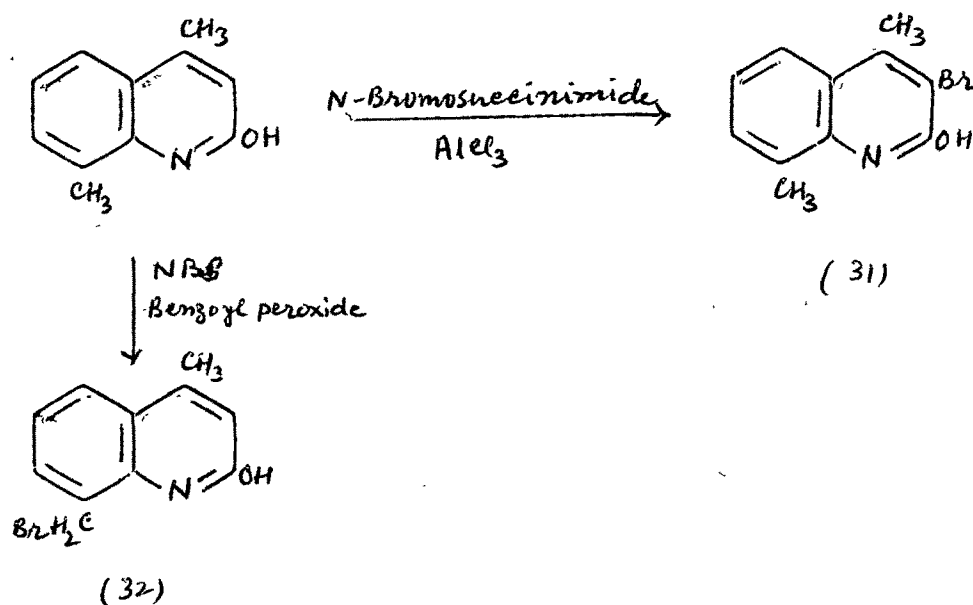
NMR Spectra of α -chloroacetoacetanilide Fig. II

(56.445 MC/S CDCl_3)

Shift (δ)	Signals	Assignment
7.27	Multiplet	5H (Aromatic)
4.96	Singlet	1H $-\text{CO}-\text{CHCl}-\text{CO}-$
2.46	Singlet	3H $-\text{CO}-\text{CH}_3$

It is interesting to note that bromination of acetoacetanilide gives ω -bromo derivative while chlorination gives α -chloro derivative.

Cook ²² et al. studied the bromination with N-bromosuccinimide. They prepared 3-bromo-4,8-dimethylcarbostyril (31) from 4,8-dimethylcarbostyril with N-bromosuccinimide in the presence of aluminium chloride as catalyst. 8-Bromomethyl-4-methylcarbostyril (32) was the product when benzoylperoxide was used as catalyst.



Campbell et al.²³ prepared 4-bromomethylquinoline, an extremely unstable substance by the action of N-bromosuccinimide on lepidine. It is well known that N-bromosuccinimide is a useful reagent for the side chain bromination in aromatic methyl groups. However the bromine will enter in side chain or nucleus depends upon the reactivity of the compound concerned. It was, therefore, thought of interest to carry out the bromination of 4-methylcarbostyryl and its derivatives with N-bromosuccinimide to establish the pattern of substitution with this reagent. When bromination of 4-methylcarbostyryl was carried out with one mole of N-bromosuccinimide, no definite pure product could be isolated from the reaction mixture and so it was brominated with two moles of N-bromosuccinimide. In this reaction 4-bromomethyl-3-bromocarbostyryl was isolated in pure state and was identical with the product obtained by bromination of 4-bromomethylcarbostyryl with bromine in acetic acid. It is interesting to note that both side chain bromination as well as ring bromination occurred in this case.

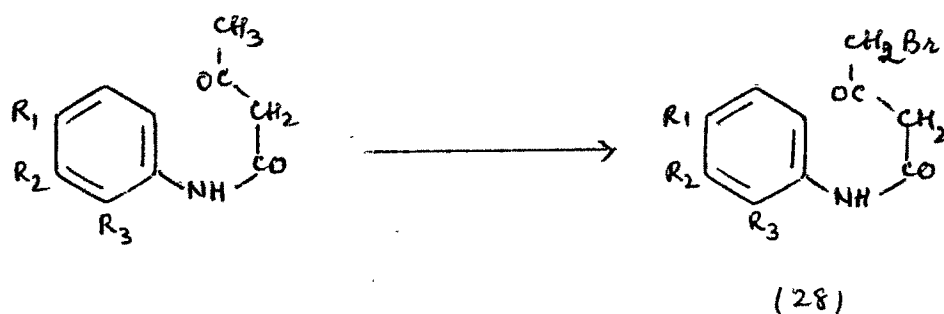
Bromination method of acetoacetaryl amides with

(a) Bromine in acetic acid :

Acetoacetaryl amide was dissolved in minimum amount of hot glacial acetic acid and bromine in acetic acid was added and left overnight. Some bromo compounds separated on standing while others were obtained on dilution with water. They were crystallised either from alcohol or dilute acetic acid.

(b) Bromine in chloroform :

Acetoacetarylamine was dissolved in minimum amount of chloroform and bromine in chloroform was added. The product either separated or obtained on evaporation of the solvent crystallised from dilute acetic acid or alcohol or benzene.




The melting point and the mixed m.p. of the ω -bromo derivative obtained in both the cases was the same. The following acetoacetarylamine derivatives are brominated in the present work.

- (1) Acetoacetanilide (28, $R_1=R_2=R_3=H$)
- (2) Acetoacet-*o*-toluidide (28, $R_1=R_2=H, R_3=CH_3$)
- (3) Acetoacet-*p*-anisidide (28, $R_1=OCH_3, R_2=R_3=H$)
- (4) Acetoacet-*p*-chloroanilide (28, $R_1=Cl, R_2=R_3=H$)
- (5) Acetoacet-*m*-chloroanilide (28, $R_1=R_3=H, R_2=Cl$)
- (6) Acetoacet-*m*-xylidide (28, $R_1=R_3=CH_3, R_2=H$)
- (7) Acetoacet-*p*-bromoanilide (28, $R_1=Br, R_2=R_3=H$)
- (8) Acetoacet-*o*-chloroanilide (28, $R_1=R_2=H, R_3=Cl$)
- (9) Acetoacet- α -naphthylamide (28, $R_2-R_3=benzo, R_1=H$)
- (10) Acetoacet-*p*-phenetidide (28, $R_1=OC_2H_5, R_2=R_3=H$)
- (11) Acetoacet-*p*-toluidide (28, $R_1=CH_3, R_2=R_3=H$)

Cyclisation of the ω -bromoacetoacetarylamides to
4-bromomethylcarbostyril derivatives with conc.
sulphuric acid :

ω -Bromoacetoacetarylamide was heated on a water bath with conc. sulphuric acid for 2-3 hr. The reaction mixture gave the product on dilution with ice cold water. It crystallised from glacial acetic acid or alcohol.

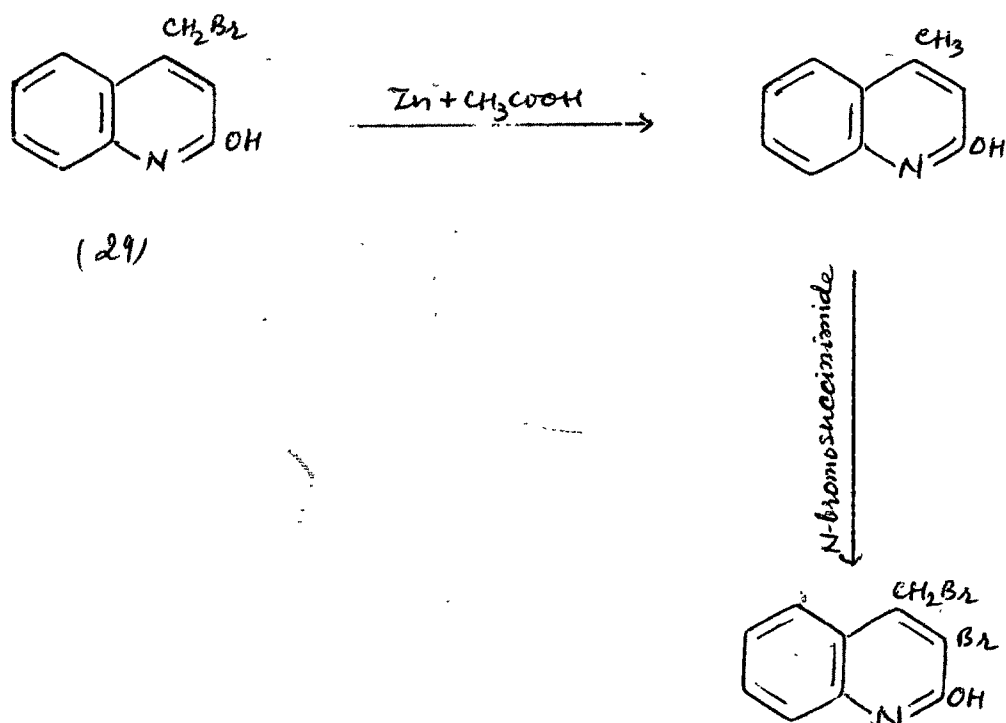


All the ω -bromo derivatives described above were cyclised with conc. sulphuric acid to the following corresponding 4-bromo-methyl^{carbostyril} derivatives.

- (1) 4-Bromomethylcarbostyril (29, $R_1=R_2=R_3=H$)
- (2) 8-Methyl-4-bromomethylcarbostyril (29, $R_1=R_2=H, R_3=CH_3$)
- (3) 6-Methoxy-4-bromomethylcarbostyril (29, $R_1=OCH_3, R_2=R_3=H$)
- (4) 6-Chloro-4-bromomethylcarbostyril (29, $R_1=Cl, R_2=R_3=H$)
- (5) 7-Chloro-4-bromomethylcarbostyril (29, $R_1=R_3=H, R_2=Cl$)
- (6) 6,8-Dimethyl-4-bromomethylcarbostyril
(29, $R_1=R_3=CH_3, R_2=H$)
- (7) 6-Bromo-4-bromomethylcarbostyril (29, $R_1=Br, R_2=R_3=H$)
- (8) 8-Chloro-4-bromomethylcarbostyril (29, $R_1=R_2=H, R_3=Cl$)
- (9) 7,8-Benzo-4-bromomethylcarbostyril (29, $R_2-R_3=benzo, R_1=H$)
- (10) 6-Ethoxy-4-bromomethylcarbostyril (29, $R_1=OC_2H_5, R_2=R_3=H$)
- (11) 6-Methyl-4-bromomethylcarbostyril (29, $R_1=CH_3, R_2=R_3=H$)

Reduction of 4-bromomethylcarbostyril to 4-methylcarbostyril

The above bromomethyl derivative (29) on treatment with zinc dust and glacial acetic acid was reduced to 4-methylcarbostyril. The mixed m.p. with the 4-methylcarbostyril derivative prepared from cyclisation of acetoacetarilamide with conc. sulphuric acid was not depressed. No reduction would have taken place if bromine were in the three position of the quinoline ring system.



Bromination of 4-methylcarbostyril derivatives :

(a) With bromine in acetic acid (b) With N-bromo-succinimide in chloroform

(a) The 4-methylcarbostyril was dissolved in warm glacial acetic acid to which bromine in acetic acid

was slowly added with stirring and left overnight. The separated product was purified by crystallisation.

(b) 4-Methylcarbostyryl suspended in chloroform was refluxed with N-bromosuccinimide for 7-8 hr. The separated product on repeated crystallisation gave the dibromo derivative which was also prepared from 4-methyl-3-bromocarbostyryl as well as 4-bromomethylcarbostyryl. In all the cases the 4-bromomethyl-3-bromocarbostyryl was obtained.

In a very similar manner the ^{different} 4-methylcarbostyryl derivatives are brominated. The following is the list of the compounds prepared in this series.

1. 3-Bromo-4-methylcarbostyryl
2. 3-Bromo-4-bromomethylcarbostyryl
3. 4,8-Dimethyl-3-bromocarbostyryl
4. 8-Methyl-3-bromo-4-bromomethylcarbostyryl
5. 6-Methoxy-3-bromo-4-methylcarbostyryl
6. 4-Methyl-7,8-benzo-3-bromocarbostyryl
7. 4,6-Dimethyl-3-bromocarbostyryl
8. 6-Chloro-3-bromo-4-methylcarbostyryl
9. 7-Chloro-4-methyl-3-bromocarbostyryl
10. 3,6-Dibromo-4-methylcarbostyryl
11. 4,6,8-Trimethyl-3-bromocarbostyryl

EXPERIMENTALBromination of acetoacetarylamides : ω -Bromoacetoacetanilide :

Acetoacetanilide (1.7 g.) was dissolved in warm glacial acetic acid (5 ml.) to which bromine in acetic acid (16 ml. ; 10 %) was slowly added with continuous stirring. The reaction mixture was kept overnight at room temperature. The separated product was filtered and crystallised from dilute acetic acid in white plates, m.p. 135-36⁰. Yield 1.2 g.

Analysis : Found : N, 5.85 ; Br, 31.69 %.

$C_{10}H_{10}O_2NBr$ requires : N, 5.46 ; Br, 31.25 %.

The same ω -bromo derivatives was obtained by brominating acetoacetanilide (1.7 g.) in chloroform (2 ml.) with bromine in chloroform (8 ml. ; 20 %). The separated product was filtered and crystallised from dilute acetic acid, m.p. and mixed m.p. was 135⁰.

 ω -Bromoacetoacet-o-toluidide :

Acetoacet-o-toluidide (1.91 g.) was dissolved in warm glacial acetic acid (5 ml.) to which bromine in acetic acid (16 ml. ; 10 %) was added with stirring and left overnight. The reaction mixture was poured into ice cold water and the precipitate obtained was filtered and crystallised from methyl alcohol, m.p. 85⁰. Yield 0.9 g.

Analysis : Found : N, 4.98 ; Br, 29.45 %.

$C_{11}H_{12}O_2NBr$ requires : N, 5.18 ; Br, 29.63 %.

The same ω -bromo derivative was obtained with bromine in chloroform in the usual manner as described above.

ω -Bromoacetoacet-p-anisidide :

Acetoacet-p-anisidide (2.0 g.) and bromine in acetic acid (1.6 g.) were treated as above and the ω -bromoacetoacet-p-anisidide thus obtained was crystallised from benzene in shining white leaflets, m.p. 137-38°.

Yield 1.3 g.

Analysis : Found : Br, 28.11 %.

$C_{11}H_{12}O_3NBr$ requires : Br, 27.97 %.

The same ω -bromo derivative was obtained by brominating acetoacet-p-anisidide in chloroform with bromine in chloroform.

ω -Bromoacetoacet-p-chloroanilide :

Acetoacet-p-chloroanilide (2.11 g.) and bromine in acetic acid (1.6 g.) were treated as above and the separated product was filtered and crystallised from dilute acetic acid, m.p. 130-32°. Yield 1.2 g.

Analysis : Found : C, 41.71 ; H, 3.40 ; N, 4.64 %.

$C_{10}H_9O_2NBrCl$: requires : C, 41.31 ; H, 3.09 ; N, 4.82 %.

Bromination in chloroform also gave the same ω -bromo derivative.

ω -Bromoacetoacet-m-chloroanilide :

Acetoacet-m-chloroanilide (2.11 g.) and bromine in acetic acid (1.6 g.) were treated as above and the

ω -bromo derivative separated on dilution with cold water was filtered and crystallised from methyl alcohol in white buds, m.p. 97° . Yield 1.0 g.

Analysis : Found : C, 41.63 ; H, 3.32 ; N, 4.52 %.
 $C_{10}H_9O_2NBrCl$ requires : C, 41.31 ; H, 3.09 ; N, 4.82 %.

Bromination in chloroform gave the same ω -bromo derivative.

ω -Bromoacetoacet-m-xylylide :

Acetoacet-m-xylylide (2.0 g.) and bromine in acetic acid (1.6 g.) were treated as above and the product obtained on dilution with ice cold water was filtered and crystallised from benzene-petroleum ether mixture (1:1) in white buds, m.p. 98° . Yield 1.2 g.

Analysis : Found : Br, 28.28 %.
 $C_{12}H_{14}O_2NBr$ requires : Br, 28.17 %.

It gave the same ω -bromo derivative when bromination was carried out in chloroform.

ω -Bromoacetoacet-p-bromoanilide :

Acetoacet-p-bromoanilide (2.5 g.) and bromine in acetic acid (1.6 g.) were treated as above and the ω -bromoacetoacet-p-bromoanilide, thus obtained was crystallised from benzene-petroleum ether mixture (1:1), m.p. 126° . Yield 1.5 g.

Analysis : Found : Br, 47.49 %.
 $C_{10}H_9O_2NBr_2$ requires : Br, 47.76 %.

The same ω -bromo derivative was obtained when bromination was carried out in chloroform.

ω -Bromoacetoacet- α -chloroanilide :

Acetoacet- α -chloroanilide (2.1 g.) was dissolved in minimum quantity of acetic acid and bromine (1.6 g.) in acetic acid (16 ml.) was added. The reaction mixture was left overnight. On dilution the product which separated crystallised from benzene-petroleum ether mixture, m.p. $71-2^{\circ}$. Yield 0.8 g.

Analysis : Found : C, 41.54 ; H, 3.22 ; N, 4.77 %.
 $C_{10}H_9O_2NBrCl$ requires : C, 41.31 ; H, 3.09 ; N, 4.82 %,

The same ω -bromo derivative was obtained when bromination was carried out in chloroform. Mallams and Israelstam²⁴ report the same m.p.

ω -Bromoacetoacet- α -naphthylamide :

Acetoacet- α -naphthylamide (2.2 g.) was dissolved in minimum quantity of acetic acid and bromine (1.6 g.) in acetic acid (16 ml.) was added and left overnight. The product which separated crystallised from acetic acid in light yellow needles, m.p. 237° (decomp.). Yield 1 g.

Analysis : Found : Br, 26.0 %.
 $C_{14}H_{12}O_2NBr$ requires : Br, 26.19 %.

Bromination in chloroform gave the same ω -bromo derivative.

ω -Bromoacetoacet-p-phenetide :

Acetoacet-p-phenetide (2.2 g.) in acetic acid (5 ml.) was treated with bromine (1.6 g.) in acetic acid (16 ml.). The reaction mixture was left overnight. The product which separated crystallised from benzene, m.p. 147°. Yield 1.1 g.

Analysis : Found : Br, 26.40 %.

$C_{12}H_{14}O_3NBr$ requires : Br, 26.66 %.

The same ω -bromo derivative was obtained when bromination was carried out in chloroform.

 ω -Bromoacetoacet-p-toluide :

Acetoacet-p-toluide (1.9 g.) in acetic acid (5 ml.) was treated with bromine (1.6 g.) in acetic acid (16 ml.). The reaction mixture was left overnight. The product which separated crystallised from dilute acetic acid in needles, m.p. 148°. Yield 1.2 g.

Analysis : Found : Br, 29.61 %.

$C_{11}H_{12}O_2NBr$ requires : Br, 29.63 %.

The same ω -bromo derivative was obtained when bromination was carried out in chloroform.

Cyclisation of ω -bromoacetoacetarylamides to 4-bromo-methyl carbostyryl derivatives with concentrated sulphuric acid: 4-Bromomethyl carbostyryl :

ω -Bromoacetoacetanilide (3 g.) as described earlier was treated with conc. sulphuric acid (6 ml.) and heated

on a water bath for 1 1/2 hours. The reaction mixture was poured in water and the product which separated crystallised from alcohol in needles, m.p. 254-56⁰ (decomp.). Yield 1.8 g.

Analysis : Found : N, 5.68 ; Br, 33.79 %.

C₁₀H₈ONBr requires : N, 5.88 ; Br, 33.61 %.

Reduction of 4-bromomethylcarbostyril:

4-Methylcarbostyril :

The above 4-bromomethylcarbostyril (0.5 g.) was dissolved in glacial acetic acid (10 ml.) and zinc dust (1 g.) was added to it. The reaction mixture was heated on a sand bath for 45 minutes. It was then filtered hot and diluted with ice cold water. The separated product was filtered and crystallised from water in needles, m.p. 222⁰.

Again 4-methylcarbostyril was prepared according to Knorr²⁰ by cyclising acetoacetanilide with conc. sulphuric acid. The mixed m.p. of the above compound was not depressed with authentic specimen.

8-Methyl-4-bromomethylcarbostyril :

ω -Bromoacetoacet-o-toluidide (3 g.) as described before was cyclised with conc. sulphuric acid (6 ml.) by heating on a water bath for 1 1/4 hours. The crude product obtained on dilution with water was filtered and crystallised from acetic acid in needles, m.p. 241⁰. Yield 1 g.

Analysis : Found : N, 5.34 ; Br, 31.27 %.

C₁₁H₁₀ONBr requires : N, 5.55 ; Br, 31.75 %.

4,8-Dimethylcarbostyril :

8-Methyl-4-bromomethylcarbostyril (0.5 g.) dissolved in glacial acetic acid (10 ml.) was refluxed on a sand bath with zinc dust (1 g.) for half an hour. The product obtained on dilution with ice cold water was filtered and crystallised from dilute acetic acid. The melting point and mixed m.p. with 4,8-dimethylcarbostyril prepared according to Monti and Cirelli²⁵ from acetoacet-*p*-toluidide by cyclising with conc. sulphuric acid was 218°.

6-Methoxy-4-bromomethylcarbostyril :

ω -Bromoacetoacet-*p*-anisidide (3 g.) as described earlier was heated on a water bath with conc. sulphuric acid (6 ml.) for 1 hr. On working up as usual the product which separated crystallised from dilute acetic acid, m.p. 249-50°. Yield 1.2 g.

Analysis : Found : Br, 30.04 %.

C₁₁H₁₀O₂NBr requires : Br, 29.85 %.

6-Methoxy-4-methylcarbostyril :

The above bromomethyl derivative (0.5 g.) was refluxed with zinc dust (1 g.) and acetic acid (10 ml.) for 40 minutes. On working up as usual the product which separated crystallised from dilute acetic acid, m.p. 268°. Mixed m.p. with 6-methoxy-4-methylcarbostyril prepared according to Monti and Cirelli²⁵ was not depressed.

6-Chloro-4-bromomethylcarbostyril :

ω -Bromoacetoacet-*p*-chloroanilide (3 g.) described

earlier was treated conc. sulphuric acid (6 ml.) and heated on a water bath for 2 hr. On working up as usual the separated product crystallised from alcohol, m.p. 247° .
Yield 1.8 g.

Analysis : Found : C, 44.44 ; H, 2.51 ; N, 4.99 %.
 $C_{10}H_7ONBrCl$ requires : C, 44.03 ; H, 2.56 ; N, 5.13 %.

6-Chloro-4-methylcarbostyryl :

6-Chloro-4-bromomethylcarbostyryl (0.5 g.) was refluxed with zinc dust (1 g.) and glacial acetic acid (10 ml.) for 40 minutes. The reaction mixture was then filtered hot and diluted with water. The product which separated crystallised from dilute acetic acid, m.p. 292° . Mixed m.p. with 6-chloro-4-methylcarbostyryl prepared according to Monti and Cirelli²⁵ was not depressed.

7-Chloro-4-bromomethylcarbostyryl :

ω -Bromoacetoacet-m-chloroanilide (3 g.) as described before was treated with conc. sulphuric acid (6 ml.) and heated on a water bath for 2 hr. It was poured over ice water. The product which separated was filtered and crystallised from dilute acetic acid, m.p. $261-62^{\circ}$.
Yield 1.8 g.

Analysis : Found : C, 44.34 ; H, 2.31 ; N, 4.92 %.
 $C_{10}H_7ONBrCl$ requires : C, 44.03 ; H, 2.56 ; N, 5.13 %.

7-Chloro-4-methylcarbostyryl :

The above bromomethyl derivative (0.5 g.) was refluxed with zinc dust (1 g.) and glacial acetic acid (10 ml.)

for 30 minutes. The product obtained on diluting the clear filtrate was filtered and crystallised from dilute acetic acid, m.p. $271-72^{\circ}$. Mixed m.p. with the authentic specimen²⁶ prepared by cyclising acetoacet-m-chloroanilide with conc. sulphuric acid was not depressed.

6,8-Dimethyl-4-bromomethylcarbostyril :

ω -Bromoacetoacet-m-xylidide (3 g.) described earlier was heated on a water bath with conc. sulphuric acid for 2 hr. On dilution with cold water it gave a white product which was filtered and crystallised from dilute acetic acid in needles, m.p. 254° . Yield 1.5 g.

Analysis : Found : Br, 30.53 %.

$C_{12}H_{12}ONBr$ requires : Br, 30.08 %.

4,6,8-Trimethylcarbostyril :

The above bromomethyl derivative (0.5 g.) was refluxed with zinc dust (1 g.) and glacial acetic acid (10 ml.) for 40 minutes. It was then filtered hot and diluted with water. The product which separated crystallised from dilute acetic acid, m.p. 252° . Mixed m.p. with 4,6,8-trimethylcarbostyril prepared according to Kaslow and Sommer²⁷ was not depressed.

6-Bromo-4-bromoethylcarbostyril :

ω -Bromoacetoacet-p-bromoanilide (3 g.) described earlier was heated with conc. sulphuric acid (6 ml.) for 2 hr. On working up as usual the product which separated

crystallised from acetic acid, m.p. 278° . Yield 1.8 g.

Analysis : Found : Br, 50.17 %.

$C_{10}H_7ONBr_2$ requires : Br, 50.47 %.

6-Bromo-4-methylcarbostyril :

6-Bromo-4-bromomethylcarbostyril (0.5 g.) was refluxed with zinc dust (1 g.) and glacial acetic acid (10 ml.) for half an hour. The reaction mixture was filtered hot and diluted with water. The product which separated crystallised from acetic acid, m.p. 292° . Mixed m.p. with 6-bromo-4-methylcarbostyril prepared according to Monti and Cirelli²⁵ was not depressed.

8-Chloro-4-bromomethylcarbostyril :

ω -Bromoacetoacet-*o*-chloroanilide (3 g.) as described before was cyclised using conc. sulphuric acid (6 ml.). The crude product obtained on addition of water was filtered and crystallised from dilute acetic acid, m.p. 218° . Yield 0.8 g.

Analysis : Found : C, 44.19 ; H, 2.33 ; N, 5.34 %.

$C_{10}H_7ONBrCl$ requires : C, 44.03 ; H, 2.56 ; N, 5.13 %.

8-Chloro-4-methylcarbostyril :

The above bromomethyl derivative (0.5 g.) was refluxed with zinc dust (1 g.) and acetic acid (10 ml.). On working up as usual the product crystallised from dilute acetic acid in needles, m.p. 228° . Mixed m.p. with 8-chloro-4-methylcarbostyril prepared according to Monti and Cirelli²⁵ was not depressed.

6-Methyl-4-bromomethylcarbostyril :

ω -Bromoacetoacet-p-toluidide (3 g.) was cyclised using conc. sulphuric acid (6 ml.) and heating it on a water bath for 2 hr. The reaction mixture was poured in ice water and the product which separated crystallised from acetic acid in needles, m.p. 265° . Yield 1.6 g.

Analysis : Found : Br, 32.0 %.

$C_{11}H_{10}ONBr$ requires : Br, 31.75 %.

4,6-Dimethylcarbostyril :

The above bromomethyl derivative (0.5 g.) was refluxed with zinc dust (1 g.) and glacial acetic acid (10 ml.) for half an hour. It was then filtered hot and dilute with water. The product which separated crystallised from dilute acetic acid in needles, m.p. 249° . Mixed m.p. with 4,6-dimethylcarbostyril prepared according to Monti and Cirelli²⁵ was not depressed.

7,8-Benzo-4-bromomethylcarbostyril :

ω -Bromoacetoacet- α -naphthylamide (3 g.) was heated on a water bath with conc. sulphuric acid (6 ml.) for 2 hr. The reaction mixture was poured in water and the product which separated crystallised from acetic acid in light yellow needles, m.p. 249° . Yield 0.8 g.

Analysis : Found : Br, 27.99 %.

$C_{14}H_{10}ONBr$ requires : Br, 27.79 %.

4-Methyl-7,8-benzocarbostyryl :

The above bromomethyl derivative (0.5 g.) was refluxed with zinc dust (1 g.) and glacial acetic acid (10 ml.) for half an hour. The clear filtrate on dilution with water gave the product which was filtered and crystallised from acetic acid in needles, m.p. 292° . Mixed m.p. with 4-methyl-7,8-benzocarbostyryl prepared according to Mallams et al.²⁸ was not depressed.

6-Ethoxy-4-bromomethylcarbostyryl :

ω -Bromoacetoacet-p-phenetidine (3 g.) was heated with conc. sulphuric acid (6 ml.) on water bath for 2 hr. On dilution the product which separated crystallised from acetic acid, m.p. 257° . Yield 1 g.

Analysis : Found : Br, 28.03 %.

$C_{12}H_{12}O_2NBr$ requires : Br, 28.37 %.

6-Ethoxy-4-methylcarbostyryl :

The above bromomethyl derivative was refluxed with zinc dust (1 g.) and glacial acetic acid (10 ml.) for 40 minutes. The clear filtrate on dilution with water gave the product which was filtered and crystallised from acetic acid, m.p. 232° . Mixed m.p. with 6-ethoxy-4-methylcarbostyryl prepared according to Backeberg²⁹ was not depressed.

Bromination of 4-methylcarbostyryl: 3-Bromo-4-methylcarbostyryl :

4-Methylcarbostyryl (1.5 g.) was dissolved in

warm glacial acetic acid (20 ml.) to which bromine in acetic acid (16 ml. ; 10 %) was slowly added with continuous stirring and left overnight. The separated product crystallised from acetic acid in needles, m.p. 274° .

Yield 1 g.

Analysis : Found : N, 5.84 ; Br, 33.97 %.

$C_{10}H_8ONBr$ requires : N, 5.88 ; Br, 33.61 %.

Bromination of 4-methylcarbostyryl with N-bromo-succinimide : 4-Bromomethyl-3-bromocarbostyryl :

4-Methylcarbostyryl (1 g.) suspended in chloroform (30 ml.) was treated with N-bromosuccinimide (3 g.). The reaction mixture was refluxed for 7-8 hr. The separated product was filtered and the residue washed with acetic acid and water. The product crystallised from acetic acid, m.p. 303° . Yield 0.5 g.

Analysis : Found : Br, 50.42 %.

$C_{10}H_7ONBr_2$ requires : Br, 50.47 %.

The same dibromo derivative was also obtained when 3-bromo-4-methylcarbostyryl (0.5 g.) in chloroform (15 ml.) was treated with N-bromosuccinimide (0.5 g.) and the reaction mixture refluxed on a steam bath for 6 hr.

4-Bromomethylcarbostyryl (1.1 g.) in acetic acid (15 ml.) on bromination with bromine (0.8 g.) in acetic acid (8 ml.) also gave the same dibromo derivative.

Bromination of 4,8-dimethylcarbostyril :4,8-Dimethyl-3-bromocarbostyril :

4,8-Dimethylcarbostyril (1.7 g.) was dissolved in warm glacial acetic acid (20 ml.) to which bromine in acetic acid (16 ml. ; 10 %) was slowly added with continuous stirring. The bromo derivative separated within half an hour. The separated product crystallised from acetic acid, m.p. 241° . Yield 1 g.

Analysis : Found : Br, 31.60%.

$C_{11}H_{10}ONBr$ requires : Br, 31.75 %.

Bromination of 4,8-dimethylcarbostyril with N-bromo-succinimide : 8-Methyl-4-bromomethyl-3-bromo-carbostyril :

4,8-Dimethylcarbostyril (1 g.) suspended in chloroform (30 ml.) was treated with N-bromosuccinimide (3 g.). The reaction mixture was refluxed for 7-8 hr. The separated product was filtered and the residue washed with acetic acid and water. The product crystallised from acetic acid, m.p. 315° . Yield 0.5 g.

Analysis : Found : Br, 48.44 %.

$C_{11}H_9ONBr_2$ requires : Br, 48.34 %.

The same dibromo derivative was also obtained when 4,8-dimethyl-3-bromocarbostyril (0.5 g.) in chloroform (15 ml.) was treated with N-bromosuccinimide (0.5 g.) and the reaction mixture refluxed on a steam bath for 6 hr.

8-Methyl-4-bromomethylcarbostyril (0.6 g.) in

acetic acid (10 ml.) on bromination with bromine (0.8 g.) in acetic acid (8 ml.) also gave the same dibromo derivative.

Bromination of 6-methoxy-4-methylcarbostyril :

6-Methoxy-3-bromo-4-methylcarbostyril :

6-Methoxy-4-methylcarbostyril (1.8 g.) was dissolved in glacial acetic acid (15 ml.) and bromine (1.6 g.) in acetic acid (16 ml.) was added. The reaction mixture was kept for 3 hr. The product which separated crystallised from dilute acetic acid, m.p. 260° . Yield 0.9 g.

Analysis : Found : Br, 29.45 %.

$C_{11}H_{10}O_2NBr$ requires : Br, 29.85 %.

Bromination of 4-methyl-7,8-benzocarbostyril :

4-Methyl-7,8-benzo-3-bromocarbostyril :

4-Methyl-7,8-benzocarbostyril (1 g.) in acetic acid (20 ml.) was treated with bromine (0.8 g.) in acetic acid (8 ml.). The reaction mixture was kept for 3 hr. The product which separated crystallised from acetic acid, m.p. 313° . Yield 0.6 g.

Analysis : Found : Br, 27.61 %.

$C_{14}H_{10}ONBr$ requires : Br, 27.79 %.

Bromination of 4,6-dimethylcarbostyril : 4,6-Dimethyl-3-bromocarbostyril :

4,6-Dimethylcarbostyril (1.7 g.) was dissolved in warm glacial acetic acid (25 ml.) to which bromine in

acetic acid (16 ml. ; 10 %) was added and the reaction mixture was kept for 3 hr. The product which separated crystallised from acetic acid, m.p. 294° . Yield 1 g.

Analysis : Found : Br, 31.48 %.

$C_{11}H_{10}ONBr$ requires : Br, 31.75 %.

Bromination of 6-chloro-4-methylcarbostyril : 6-Chloro-4-methyl-3-bromocarbostyril :

6-Chloro-4-methylcarbostyril (1.9 g.) was dissolved in warm glacial acetic acid (25 ml.) to which bromine in acetic acid (16 ml. ; 10 %) was slowly added with continuous stirring. After 12 hr. the separated product was filtered and crystallised from acetic acid, m.p. 273° . Yield 1 g.

Analysis : Found : C, 44.14 ; H, 2.42 ; N, 4.76 %.

$C_{10}H_7ONBrCl$ requires : C, 44.03 ; H, 2.56 ; N, 5.13 %.

Bromination of 7-chloro-4-methylcarbostyril : 7-Chloro-4-methyl-3-bromocarbostyril :

7-Chloro-4-methylcarbostyril (1.9 g.) was dissolved in warm glacial acetic acid (25 ml.) and bromine in acetic acid (16 ml. ; 10 %) was added. The reaction mixture was kept for 3 hr. The separated product was filtered and crystallised from dilute acetic acid, m.p. 298° . Yield 1 g.

Analysis : Found : C, 44.36 ; H, 2.98 ; N, 5.08 %.

$C_{10}H_7ONBrCl$ requires : C, 44.03 ; H, 2.56 ; N, 5.13 %.

Bromination of 6-bromo-4-methylcarbostyril : 3,6-Dibromo-4-methylcarbostyril :

6-Bromo-4-methylcarbostyril (2.3 g.) was dissolved in warm acetic acid (25 ml.) and bromine in acetic acid (16 ml. ; 10 %) was slowly added with continuous stirring. The reaction mixture was kept for 3 hr. The product which separated crystallised from glacial acetic acid, m.p. 303° . Yield 1 g.

Analysis : Found : Br, 50.03 %.

$C_{10}H_7ONBr_2$ requires : Br, 50.47 %.

Bromination of 4,6,8-trimethylcarbostyril : 4,6,8-Trimethyl-3-bromocarbostyril :

4,6,8-Trimethylcarbostyril (1.8 g.) was dissolved in warm glacial acetic acid (20 ml.) and bromine in acetic acid (16 ml. ; 10 %) was added. The reaction mixture was kept for 6 hr. The product which separated crystallised from alcohol, m.p. 272° . Yield 0.9 g.

Analysis : Found : Br, 30.11 %.

$C_{12}H_{12}ONBr$ requires : Br, 30.08 %.

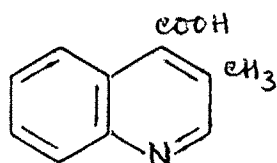
REFERENCES

1. H.E.Jansen and J.P.Wibaut, *Rec.trav.chim.*, 56, 699 (1937) ; *C.A.*, 31, 6232.
2. A.Edinger, *J.prakt.Chem.*, 54(2), 357 (1896).
3. A.Edinger and H.Lubberger, *J.prakt.Chem.*, 162(2), 340 (1896).
4. R.H.Baker et al., *J.Amer.Chem.Soc.*, 68, 1532 (1946).
5. R.R.Renshaw and H.L.Friedman, *J.Amer.Chem.Soc.*, 61, 3320 (1939).
6. W.H.Mills and W.H.Watson, *J.Chem.Soc.*, 97, 753 (1910).
7. H.Maier-Bode, *Ber.*, 69, 1536 (1936).
8. W.LaCoste, *Ber.*, 14, 917 (1881).
9. A.Claus and F.Collischonn, *Ber.*, 19, 2508, 2763 (1886).
10. H.Decker, *J.prakt.Chem.*, 45(2), 47 (1892).
11. Andre Meyer and Paul Heimann, *Compt.rend.*, 203, 264 (1936) ; *C.A.* 30, 7114.
12. B.Riegel et al., *J.Amer.Chem.Soc.*, 68, 1229 (1946).
13. R.Hardman and M.W.Partridge, *J.Chem.Soc.*, 614 (1958) ; ibid., 510 (1955).
14. K.Schofield and T.Swain, *J.Chem.Soc.*, 384 (1950).
15. A.R.Surrey and R.A.Cutler, *J.Amer.Chem.Soc.*, 68, 2570 (1946).
16. S.Niementowski and E.Sucharda, *J.prakt.Chem.*, 94, 225 (1916).
- ×17. Lydia Monti, *Gazz.chim.ital.*, 67, 624 (1937) ; *C.A.*, 32, 4584 (1938).

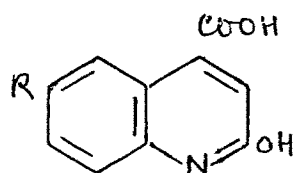
18. M.Fujino et al., Nippon Daigku Yakugaku Kenkyu Hokoku
2, 36 (1958); C.A., 53, 8137 (1959).
19. D.Zaruma et al., Zhur.Obsheei-Khim, 30, 1614 (1960);
C.A., 55, 3590 (1961).
20. L.Knorr, Ann., 245, 378 (1888); ibid., 236, 79 (1886);
ibid., 238, 100 (1886).
21. M.Hasegawa, Pharm.Bull.(Japan), 1, 50 (1953); C.A.,
49, 12470 (1955).
22. D.J.Cook, R.E.Bowen, P.Sorter and E.Daniels, J.Org.
Chem., 26, 4949 (1961).
23. K.N.Campbell, J.F.Ackermann and B.K.Campbell, J.Amer.
Chem.Soc., 71, 2905 (1949).
24. A.K.Mallams and S.S.Israelstam, J.Org.Chem., 29,
3554 (1964).
25. L.Monti and V.Cirelli, Gazz.Chim.ital., 66, 723 (1936);
C.A., 31, 3487 (1937).
26. Soc.Anon.Pour L'ind.Chim.A.Bale, Ger., 556, 324,
Feb.23, 1930; C.A., 26, 5573 (1932).
27. C.E.Kaslow and N.B.Sommer, J.Amer.Chem.Soc., 68,
644 (1946).
28. A.K.Mallams and S.S.Israelstam, J.Org.Chem., 29,
3548 (1964).
29. O.G.Backeberg, J.Chem.Soc., 1031 (1933).
30. c.m. Mehta, J.M.Trivedi and G.H. Patel, J. Sci. Ind.-Res.,
20B, No.9, 461 (1961).
31. C. Bulow and E. King, Ann., 439, 211 (1924); C.A., 19,
43 (1925).

CHAPTER IISection IISyntheses of 2-Hydroxycinchoninic acid derivatives :Theoretical

The present work deals with the synthesis of 2-hydroxycinchoninic acids; it will be, therefore, of interest to review some of the methods for synthesis of cinchoninic acids. Quinoline-4-carboxylic acid (cinchoninic acid) and its derivatives have close relationship to the cinchona alkaloids and to the number of therapeutic agents derived from it. Two derivatives of cinchoninic acid have been isolated from natural sources. Beattie¹ obtained 3-methyl-cinchoninic acid (1) from rue anemone (Synedemon thalictroides Hoffmg.) which showed marked fasciation. Sahashi² obtained 2,6-dihydroxycinchoninic acid (2) from crude oryzanin from rice polishings. Schmid and Karrer³ isolated 2-hydroxycinchoninic acid (3) as natural product from Poppy Straw (Mohnstroh) after removing important alkaloids.



(1)

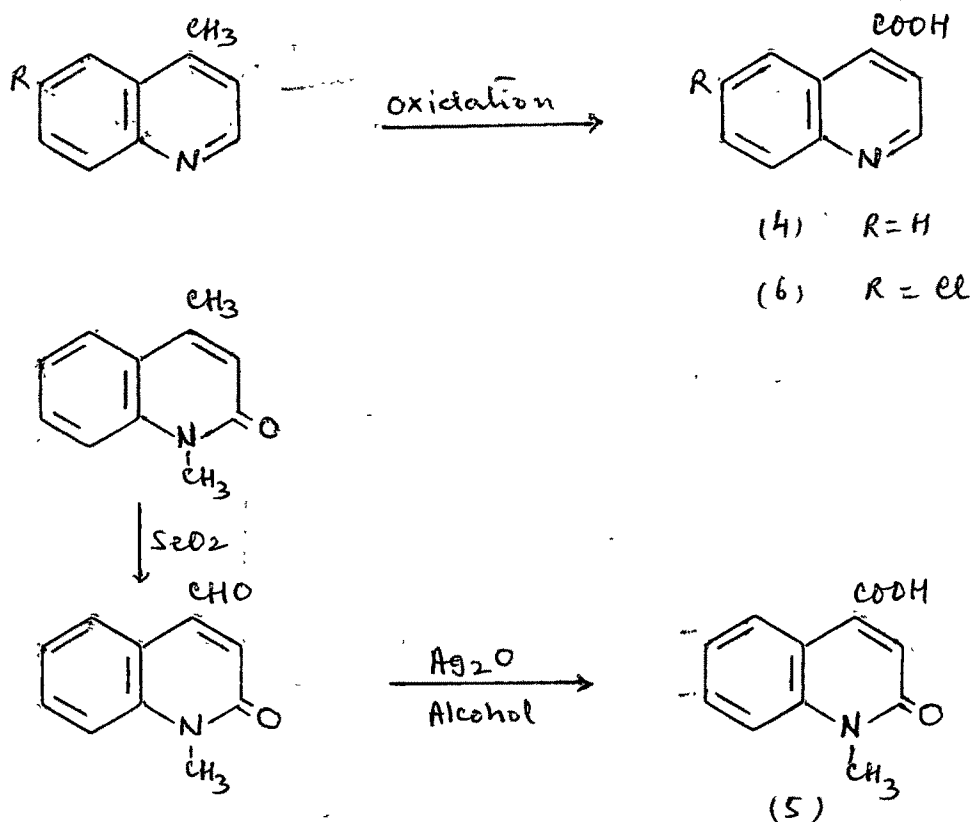


(2), R = OH

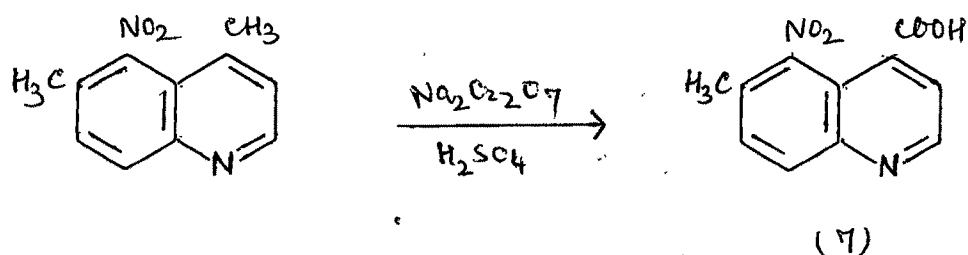
(3), R = H

Weidel⁴ oxidised lepidine with chromic oxide to cinchoninic acid (4). Ellinger and Flamand⁵ obtained it in

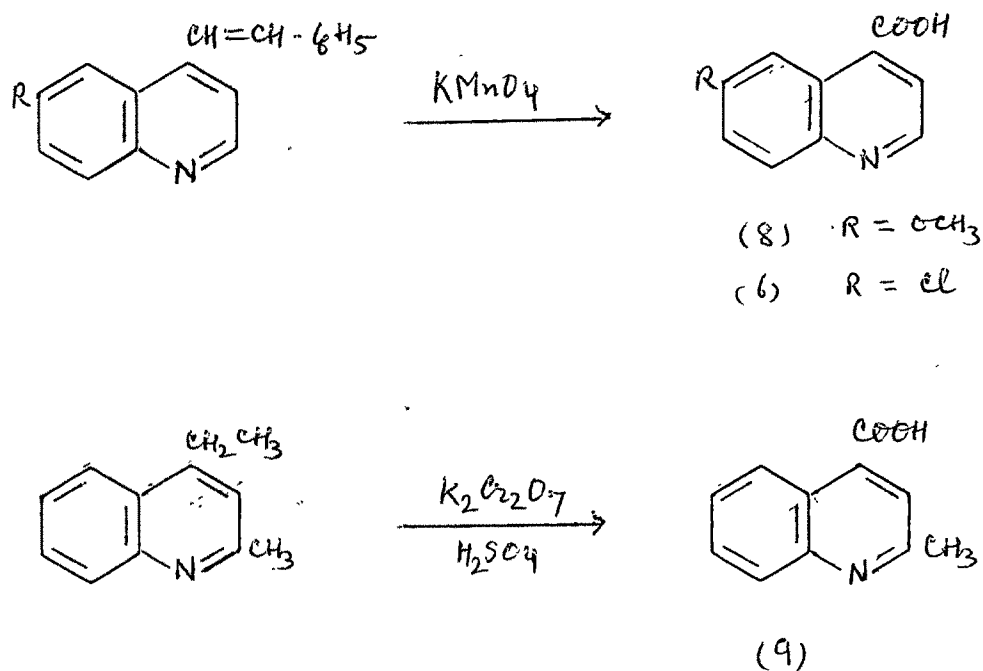
better yield by oxidation of 4-vinylquinoline with nitric acid. 1,4-Dimethylcarbostyril with selenium dioxide gave 1-methyl-4-carbostyril carboxaldehyde which with silver oxide and alcohol yielded 1-methyl-4-carbostyril carboxylic acid⁶ (5). Similarly 6-chlorolepidine in dioxane gave 6-chlorocinchoninic acid⁷ (6).



Marais and Backeberg⁸ oxidised 5-nitro-4,6-dimethylquinoline with sodium dichromate and sulphuric acid to 5-nitro-6-methyl-4-quinolinecarboxylic acid (7).

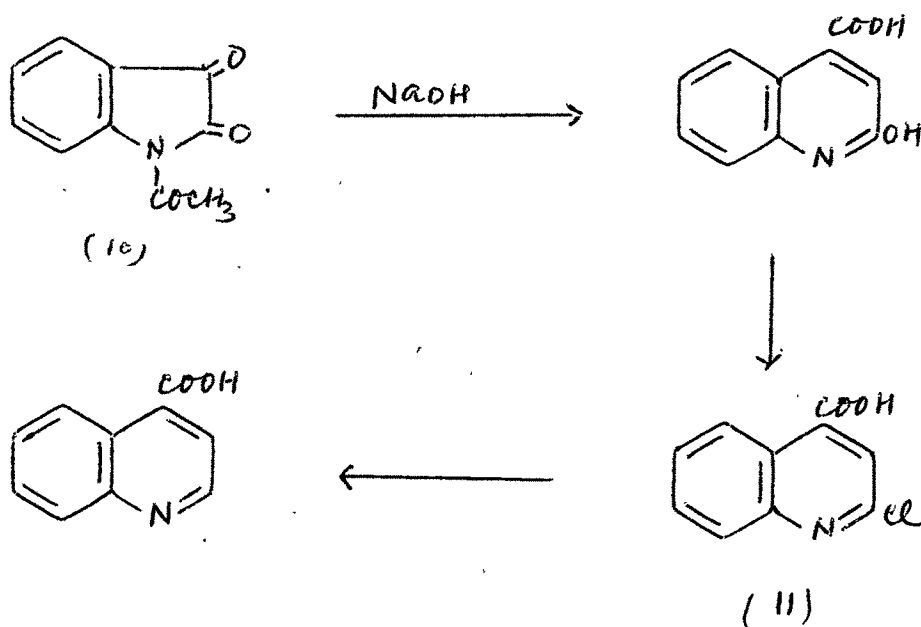


Oxidation of the 4-styryl derivative of 6-methoxyquinoline and 6-chloroquinoline with potassium permanganate gave quininic acid⁹ (8) and 6-chlorocinchoninic acid¹⁰ (6) respectively in good yield. Renshaw and Friedman¹¹ decarboxylated 2,4-dicarboxylic acid to cinchoninic acid (3) in boiling nitrobenzene. 4-Ethyl-2-methylquinoline with dichromate and dilute sulphuric acid gave 2-methylcinchoninic acid¹² (9).

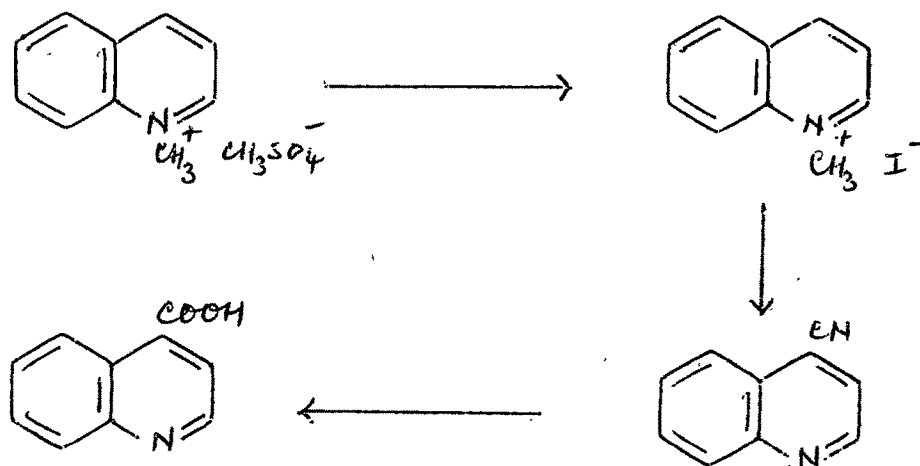


Camps¹³, Ainley and King¹⁴ gave the most convenient and economical method of preparing cinchoninic acid from N-acetylrisatin (10). 2-Hydroxycinchoninic acid (3) on treatment with phosphorous oxychloride gave 2-chloro derivative (11) from which the chlorine atom could be removed

with either a palladium or nickel catalyst.

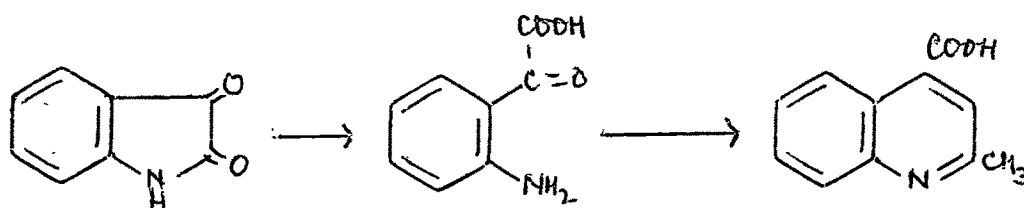


Kaufmann and coworkers^{15a} synthesised cinchoninic acid in good yield by hydrolysing 4-cyanoquinoline which was obtained from methiodide of 4-cyanoquinoline. The latter was prepared by treating quinoline dimethylsulphate with potassium cyanide and subsequent treatment with iodine and pyridine in alcohol.



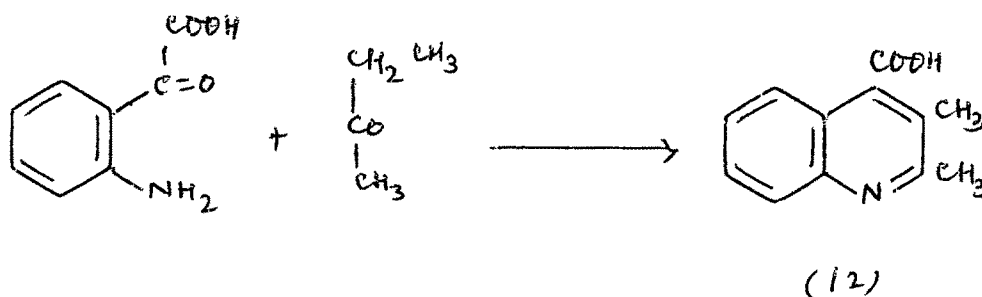
Similarly Kaufmann and Peyer^{15b} prepared quininic acid but the yields were not so favourable.

Aeschlimann¹⁶ synthesised 2-hydroxy-3-phenyl-cinchoninic acid by boiling N-phenylacetyl isatin with dilute alkali. Pfitzinger^{17a} first carried out the reaction in 1886 with isatic acid and ketones to synthesise cinchoninic acid, which bears his name, it was not until isatin became available from the oxidation of indigo some eleven years later that the method assumed great importance. The general course of the reaction with acetone is represented as follows :



He also found that methyl ethyl ketone reacts with isatin to give 2,3-dimethylcinchoninic acid^{17b} (12). This proved that the methylene group belonging to an ethyl group was far more reactive than the methyl group. Surprisingly this effect was completely reversed in the case of higher homologues of the ethyl radical the methylene group becoming less active than the methyl. Thus isatin reacted with methyl-n-propyl ketone to give

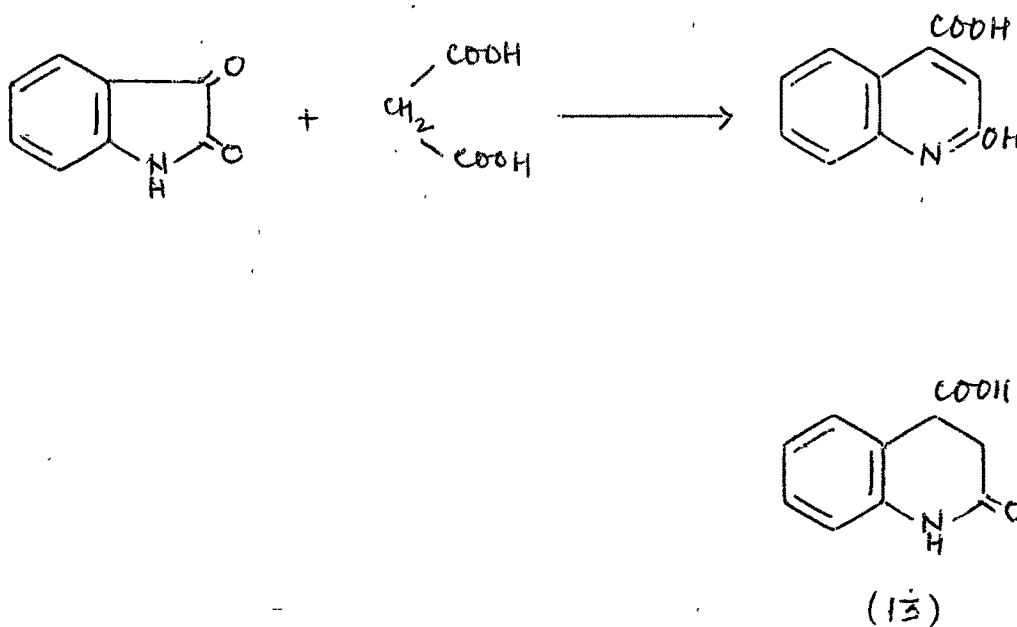
2-n-propyl cinchoninic acid¹⁸ which was previously synthesised in a different way¹⁹. Symmetrical dialkyl ketones reacted normally, i.e. di-n-propyl ketone and isatic acid gave 3-ethyl-2-n-propylcinchoninic acid.



In later years the Pfitzinger method has been employed for the synthesis of a great variety of cinchoninic acids which showed promise of serving as valuable intermediates in the preparation of the therapeutic agents. Various substituents in isatin such as alkyl, nitro, chloro, bromo, iodo, fluoro were subjected to the reaction with different types of compounds having ketonic group. A number of heterocyclic ketones were also studied. Only a few illustrative reactions are mentioned here.

Isatin condensed with phenylacetic acid²⁰ and with its anhydride²¹ to give 3-phenylcarbostyryl-4-carboxylic acid in each case.²² This acid was also obtained by the action of hot dilute alkali on 1-phenyl acetyl isatin which was prepared by the action of phenylacetyl chloride on 1-sodioisatin. From malonic acid and isatin 2-hydroxycinchoninic acid resulted when

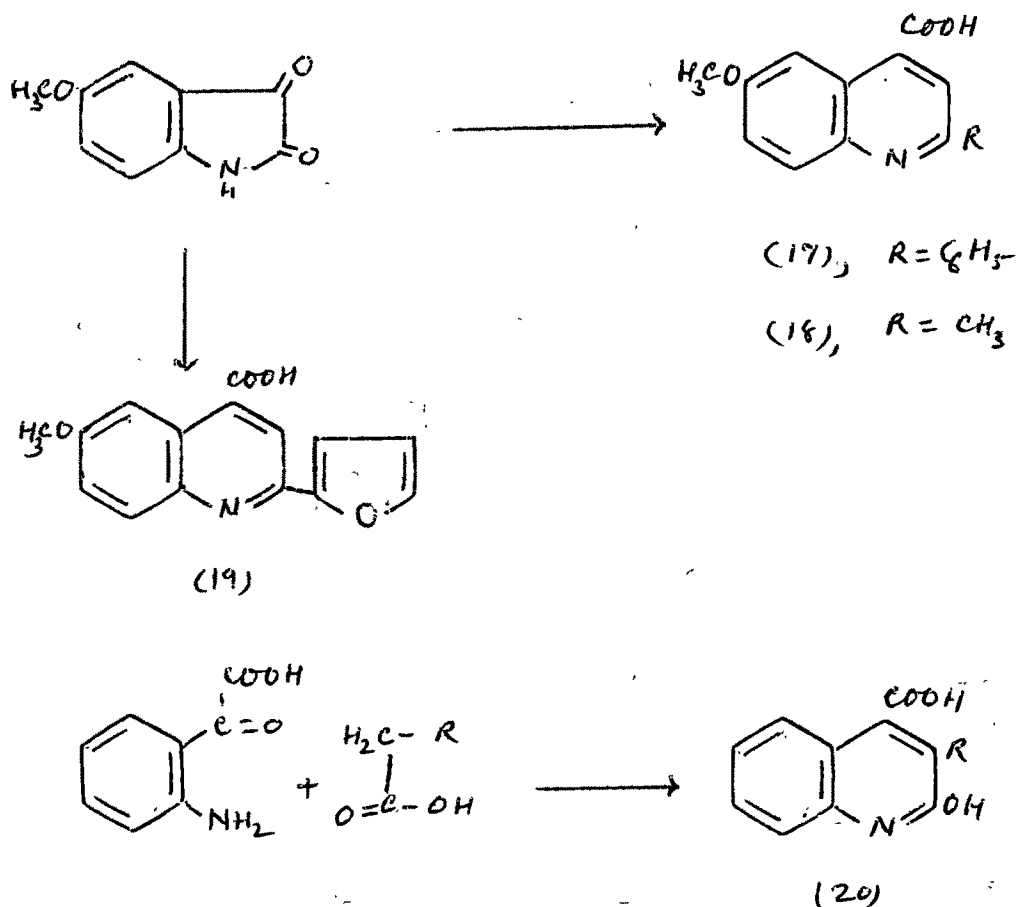
acetic acid was the condensing agent or by the action of heat alone. The acid, on reduction gave the dihydro acid (13) which was identical with the oxindole-3-acetic acid (13) of Granacher and Mahal.²³



Lindwall and coworkers²⁴ condensed isatin with reactive methylene compounds under varying experimental condition. Thus acetophenone gave 2-phenylcinchoninic acid (14), ethylphenyl acetate gave 2-hydroxy-3-phenylcinchoninic acid (15) in the presence of diethyl amine while ammonium malonate yielded 2-hydroxycinchoninic acid (3).

Halberkann^{25a} reacted 5-methoxyisatin with acetophenone, acetone and α -acetofuran and obtained 6-methoxy-2-phenylcinchoninic acid (17), 6-methoxy-2-methyl- (18) and 6-methoxy-2- α -furylcinchoninic acid (19) respectively. He also synthesised the acid (19) from

furfural, pyruvic acid and p-anisidine. Carboxylic acids reacted with isatic acid to yield 2-hydroxycinchoninic acid^{25b} derivatives (20).

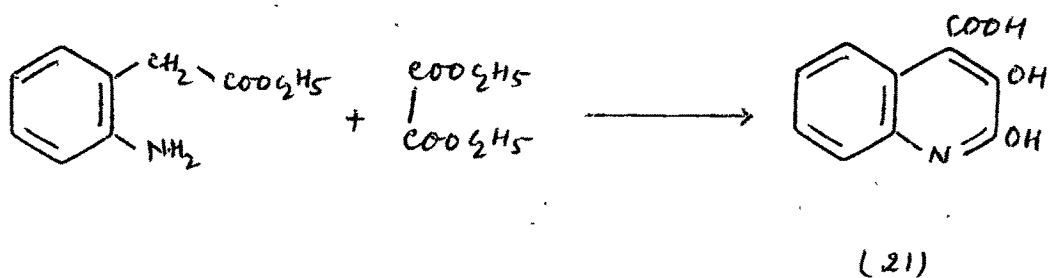


The methods of Lindwall, Bades and Weinberg²⁶ for the preparation of 2-arylcinchoninic acids were extended to synthesise a variety of substituted cinchoninic acids.^{27,28,29}

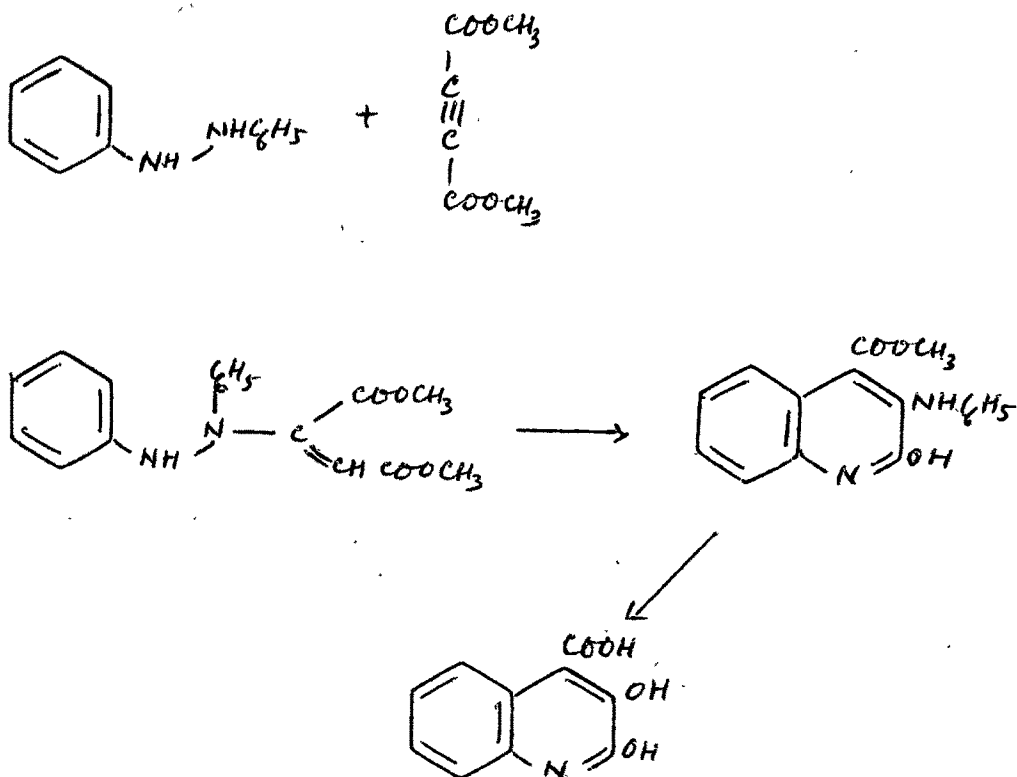
Thielepape³⁰ synthesised 2-hydroxycinchoninic acid from N-methylacetanilide and diethyl oxalate.

M. Colona³¹ synthesised 3-nitrocinchoninic acid from isatin and nitro methane.

Wislicenus and Bubeck³² synthesised 2,3-dihydroxy-cinchoninic acid (21) from ethyl *o*-aminophenyl acetate and diethyl oxalate.

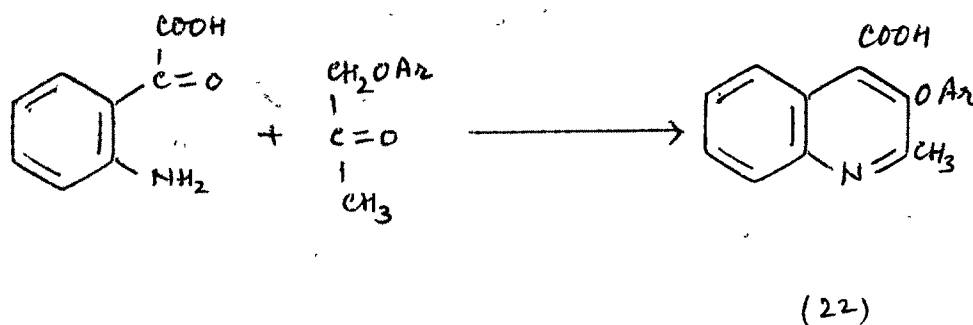


Diels and Reese³³ synthesised the same acid (21) by the following method.

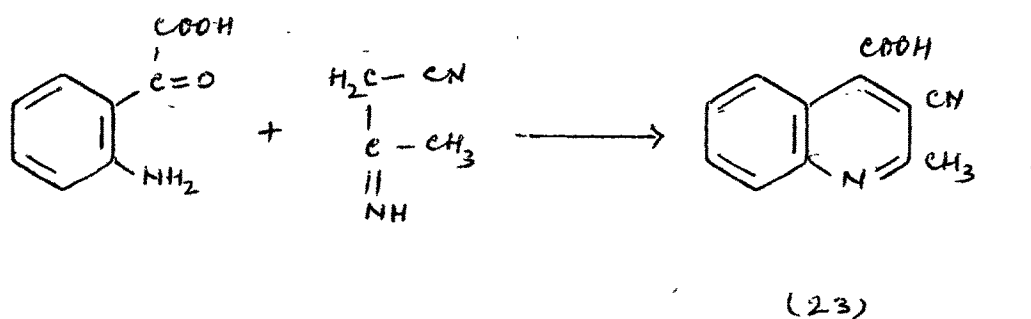


Bau-Hoi and Cagniant³⁴ synthesised 2-(1-naphthyl), 2-(2-naphthyl), 2-(2-anthryl), 2-(3-pyrenyl), 2-(2-chrysenyl)cinchoninic acids from the appropriate ketones and isatin.

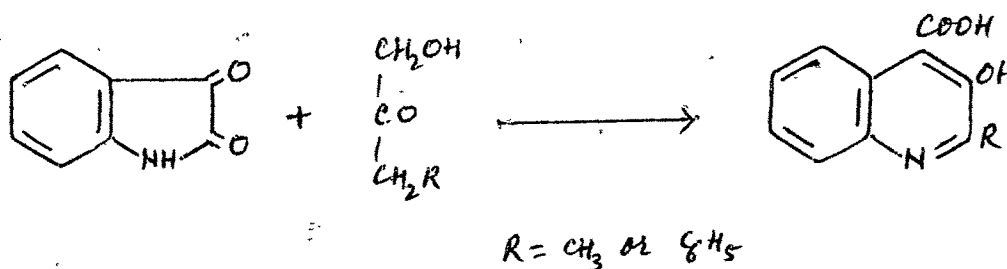
Lesesne and Henze³⁵ utilised α -alkoxyketones with isatic acid and isolated the appropriate cinchoninic acid. Similarly Galaway and coworkers³⁶ condensed isatic acid with a variety of aryloxyketones and obtained 3-aryloxy-2-methylcinchoninic acid (22).



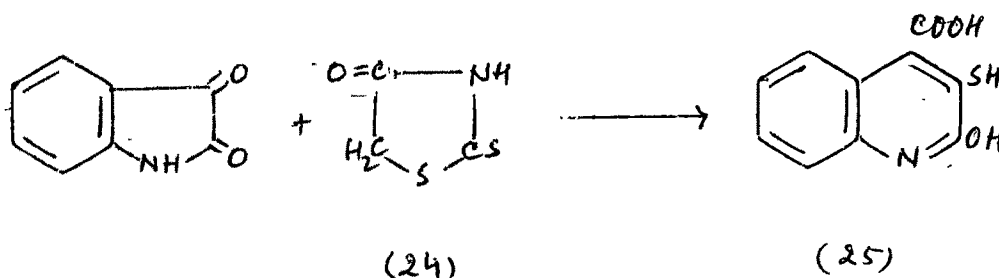
Walther³⁷ condensed isatic acid with aceto-dinitrile and obtained 2-methyl-3-cyanocinchoninic acid (23).



2-Phenyl- and 2-methyl-3-hydroxycinchoninic acid,
which inhibit water diuresis in dogs were prepared as
follows³⁸.



Jones and Henze³⁹ as well as Granacher and
Kouninlotis⁴⁰ condensed isatin with rhodanine (24) and
obtained a 3-thiol (25) compound.



Cinchophen, 2-phenylcinchoninic acid also known
as atophan was formerly given as an analgesic and
antipyretic. It is still used to a limited extent in the
treatment of chronic gout. α -Furyl-8-methyl-, -7-methyl-
and -6-methylcinchoninic acids⁴¹ were found^{to be} less toxic
than atophan.

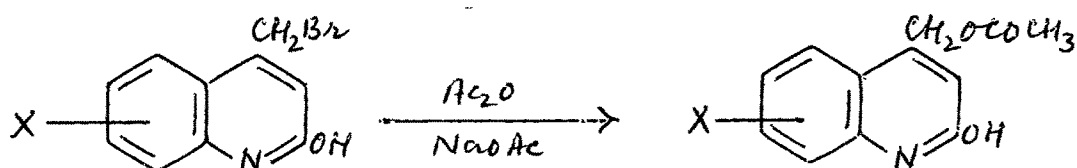
In view of the pharmacological properties of cinchoninic acid derivatives, it was thought of interest to synthesise different cinchoninic acid derivatives having substituents like bromo, chloro, methoxy and methyl groups in the benzenoid part of the quinoline ring system.

In continuation of the work described in section I, an attempt was made to convert direct^{ly} 4-bromomethylcarbostyril derivative into 2-hydroxycinchoninic acid derivative by oxidation with alkaline potassium permanganate, but it met with failure. Hence these 4-bromomethylcarbostyril derivatives were first converted to 4-acetoxymethyl derivatives (33) by reacting them with acetic anhydride and fused sodium acetate. They were then hydrolysed by aqueous sodium hydroxide to 4-hydroxymethyl derivatives (34) which on oxidation with alkaline potassium permanganate gave 2-hydroxycinchoninic acid derivatives (35). These series of reactions undoubtedly confirmed that bromine is ⁱⁿ the side chain and not in 3-position of the quinoline nucleus and at the same time gave a good method for the synthesis of cinchoninic acid derivatives.

General procedure for the preparation of 4-acetoxymethylcarbostyrils from 4-bromomethylcarbostyrils :

The 4-bromomethylcarbostyril described in section I, on treatment with acetic anhydride and freshly fused sodium acetate, gave the acetoxymethyl derivative (33)

on pouring the reaction mixture in ice water.



Using the above procedure, the following 4-acetoxymethylcarbostyril derivatives are prepared.

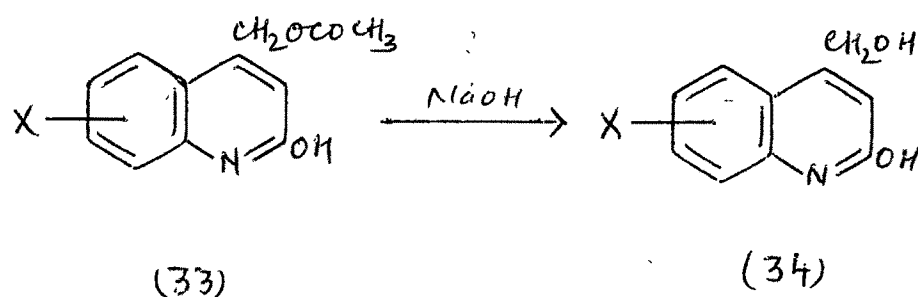
1. 4-Acetoxymethylcarbostyril (33, X = no substituent)
2. 8-Methyl-4-acetoxymethylcarbostyril (33, X=8-methyl)
3. 6-Methoxy-4-acetoxymethylcarbostyril (33, X=6-methoxy)
4. 6-Chloro-4-acetoxymethylcarbostyril (33, X=6-chloro)
5. 7-Chloro-4-acetoxymethylcarbostyril (33, X=7-chloro)
6. 6,8-Dimethyl-4-acetoxymethylcarbostyril (33, X=6,8-dimethyl)
7. 6-Bromo-4-acetoxymethylcarbostyril (33, X=6-bromo)
8. 8-Chloro-4-acetoxymethylcarbostyril (33, X=8-chloro)

Hydrolysis of 4-acetoxymethylcarbostyrils to
4-hydroxymethylcarbostyrils:

The above 4-acetoxymethylcarbostyril was heated on a water bath with aqueous sodium hydroxide. The clear solution on neutralisation with dilute hydrochloric acid gave the hydroxymethyl derivative.

Using the above procedure the following hydroxymethylcarbostyrils are prepared.

1. 4-Hydroxymethylcarbostyril (34, X= no substituent)
2. 8-Methyl-4-hydroxymethylcarbostyril (34, X=8-methyl)
3. 6-Methoxy-4-hydroxymethylcarbostyril (34, X=6-methoxy)
4. 6-Chloro-4-hydroxymethylcarbostyril (34, X=6-chloro)
5. 7-Chloro-4-hydroxymethylcarbostyril (34, X=7-chloro)
6. 6,8-Dimethyl-4-hydroxymethylcarbostyril (34, X=6,8-dimethyl)
7. 6-Bromo-4-hydroxymethylcarbostyril (34, X=6-bromo)
8. 8-Chloro-4-hydroxymethylcarbostyril (34, X=8-chloro)



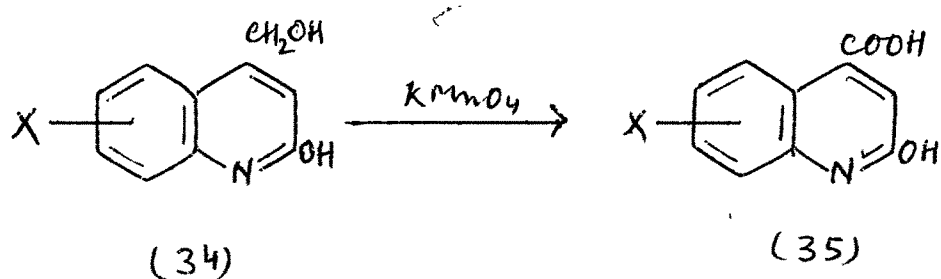
Oxidation of 4-hydroxymethylcarbostyrils to 2-hydroxycinchoninic acids :

The 4-hydroxymethylcarbostyril was treated with alkaline potassium permanganate solution with stirring. The clear filtrate on neutralisation with dilute hydrochloric acid precipitated the cinchoninic acid derivative.

Using the above procedure the following cinchoninic acid derivatives are prepared.

1. 2-Hydroxycinchoninic acid (35, X= no substituent)
2. 8-Methyl-2-hydroxycinchoninic acid (35, X=8-methyl)

3. 6-Methoxy-2-hydroxycinchoninic acid (35, X=6-methoxy)
4. 6-Chloro-2-hydroxycinchoninic acid (35, X=6-chloro)
5. 7-Chloro-2-hydroxycinchoninic acid (35, X=7-chloro)
6. 6,8-Dimethyl-2-hydroxycinchoninic acid (35, X=6,8-dimethyl)
7. 6-Bromo-2-hydroxycinchoninic acid (35, X=6-bromo)
8. 8-Chloro-2-hydroxycinchoninic acid (35, X=8-chloro)



EXPERIMENTAL

4-Acetoxymethylcarbostyril :

4-Bromomethylcarbostyril (1 g.) was treated with acetic anhydride (5 ml.) and fused sodium acetate (1.5 g.) and refluxed for 2 hr. It was poured over ice water with stirring. The separated product was filtered and crystallised from alcohol in shining needles, m.p. 212° . Yield 0.7 g. Cook et al.⁴² reported the same m.p.

4-Hydroxymethylcarbostyril :

4-Acetoxymethylcarbostyril (1 g.) was treated with potassium hydroxide solution (50 ml. ; 10 %) and heated on a water bath for 6 hr. The clear solution on neutralisation with dilute hydrochloric acid gave 4-hydroxymethylcarbostyril which crystallised from alcohol, m.p. $271-2^{\circ}$. Yield 0.7 g. Cook et al.⁴² obtained the same m.p.

2-Hydroxycinchoninic acid : Oxidation of 4-hydroxymethylcarbostyril with alkaline potassium permanganate :

The above hydroxy methyl derivative (1.5 g.) was dissolved in warm sodium hydroxide solution (60 ml. ; 10 %) . Potassium permanganate (5 g.) in about 50 ml. of water was added and stirred mechanically for 2 hr at room temperature and left overnight. It was then filtered and the clear filtrate on neutralisation with dilute hydrochloric acid gave the product which was filtered and

purified by treatment with sodium bicarbonate solution .

It crystallised from alcohol, m.p. 318° which after drying at 110° for 4 hr. in vacuum gave m.p. 338° . Yield 0.5 g.

Jacobs et al.⁴³ who prepared the same acid by treating 1-acetyl isatin with sodium hydroxide has reported the m.p. 343° .

Analysis : Found : C, 63.24 ; H, 3.56 ; N, 7.14 %.

Calculated for $C_{10}H_7O_3N$: C, 63.49 ; H, 3.70 ; N, 7.04 %.

8-Methyl-2-hydroxycinchoninic acid

8-Methyl-4-acetoxymethylcarbostyril \rightarrow continued on page 154

continued from
page 154 \rightarrow

~~8-Methyl-4-acetoxy~~ 8-Methyl-4-hydroxymethylcarbostyril (1 g.) was treated with aqueous sodium hydroxide (50 ml. ; 10 %) and heated on a water bath for 6 hr. The clear solution on neutralisation with dilute hydrochloric acid gave the product which was filtered and crystallised from alcohol, m.p. 260° . Yield 0.6 g.

Analysis : Found : C, 69.17 ; H, 6.22 %.

$C_{11}H_{10}O_2N$ requires : C, 69.46 ; H, 6.31 %.

Oxidation of 8-methyl-4-hydroxymethylcarbostyril with alkaline potassium permanganate : 8-Methyl-2-hydroxycinchoninic acid :

The above hydroxymethyl derivative (1.5 g.) was dissolved in warm aqueous sodium hydroxide (60 ml. ; 10 %). To this was added potassium permanganate (5 g.) in about 50 ml. of water portion wise. It was stirred mechanically for 2 hr. and left overnight. Next day it was filtered

and the clear filtrate on neutralisation with dilute hydrochloric acid gave the product which was purified by treatment with sodium bicarbonate solution. It crystallised from alcohol, m.p. 323° which after drying at 110° for 4 hr. in vacuum gave m.p. 335° . Yield 0.3 g.

Analysis : Found : C, 64.91 ; H, 4.27 ; N, 6.41 %.
 $C_{11}H_9O_3N$ requires : C, 65.02 ; H, 4.43 ; N, 6.89 %.

6-Methoxy-2-hydroxyinchoninic acid

6-Methoxy-4-acetoxymethylcarbostyril :

6-Methoxy-4-bromomethylcarbostyril (1 g.) was treated with acetic anhydride (8 ml.) and freshly fused sodium acetate (1 g.) and refluxed on a wire gauze for 2 hr. It was poured over ice water with stirring. The separated acetoxymethyl derivative was filtered and crystallised from benzene in shining needles, m.p. 215° . Yield 0.6 g.

Analysis : Found : C, 63.09 ; H, 5.18 %.
 $C_{13}H_{13}O_4N$ requires : C, 63.16 ; H, 5.26 %.

6-Methoxy-4-hydroxymethylcarbostyril :

The above acetoxymethyl derivative (1 g.) was treated with sodium hydroxide solution (50 ml. ; 10 %) and heated on a water bath for 4 hr. The clear solution was neutralised and the product which separated crystallised from alcohol, m.p. 252° . Yield 0.7 g.

Analysis : Found : C, 64.22 ; H, 5.05 %.
 $C_{14}H_{11}O_2N$ requires : C, 64.39 ; H, 5.36 %.

Oxidation of 6-methoxy-4-hydroxymethylcarbostyril
with alkaline potassium permanganate : 6-Methoxy-
2-hydroxycinchoninic acid :

6-Methoxy-4-hydroxymethylcarbostyril (1.5 g.) was dissolved in aqueous sodium hydroxide (60 ml. ; 10 %) and potassium permanganate (5 g.) in 60 ml. of water was added portion wise during 2 hr. with mechanical stirring. Next day it was filtered and clear filtrate after concentration was neutralised with dilute hydrochloric acid. The separated product was purified by treatment with sodium bicarbonate solution and then crystallised from alcohol in light yellow needles, m.p. 323° . M.P. after drying at 110° for 4 hr. in vacuum was 334° . Yield 0.3 g.

Analysis : Found : C, 60.23 ; H, 4.55 ; N, 6.16 %.
 $C_{11}H_9O_4N$ requires : C, 60.30 ; H, 4.11 ; N, 6.39 %.

6-Chloro-2-hydroxycinchoninic acid

6-Chloro-4-acetoxymethylcarbostyril :

6-Chloro-4-bromomethylcarbostyril (1 g.) was treated with acetic anhydride (10 ml.) and freshly fused sodium acetate (1.5 g.) and refluxed for 2 hr. On working up as usual the separated product crystallised from alcohol, m.p. 224° . Yield 0.6 g.

Analysis : Found : C, 52.90 ; H, 4.48 %.
 $C_{12}H_{10}O_3NCl$ requires : C, 52.74 ; H, 4.39 %.

6-Chloro-4-hydroxymethylcarbostyril :

The above acetoxymethyl derivative (1 g.) was

treated with aqueous sodium hydroxide (40 ml. ; 10 %) and heated on a water bath for 4 hr. The clear solution was neutralised with hydrochloric acid. The product which separated crystallised from acetic acid in needles, m.p. 309°. Yield 0.6 g.

Analysis : Found : C, 57.56 ; H, 3.81 %.

$C_{10}H_8O_2NCl$ requires : C, 57.28 ; H, 3.81 %.

Oxidation of 6-chloro-4-hydroxymethylcarbostyril with alkaline potassium permanganate : 6-Chloro-2-hydroxycinchoninic acid :

The above hydroxymethyl derivative (1.5 g.) was dissolved in warm aqueous sodium hydroxide (60 ml. ; 10 %). Potassium permanganate (5 g.) in about 50 ml. of water was added in portions during 1.5 hr. of mechanical stirring at room temperature and left overnight. The clear filtrate was neutralised with dilute hydrochloric acid and the separated acid was purified by treatment with sodium bicarbonate solution. It crystallised from alcohol, m.p. 344°. M.P. after heating in vacuum at 110° for 4 hr. was 370-2°. Yield 0.5 g.

Analysis : Found : C, 53.48 ; H, 2.21 ; Cl, 15.69 %.

$C_{10}H_6O_3NCl$ requires : C, 53.69 ; H, 2.68 ; Cl, 15.88 %.

7-Chloro-2-hydroxycinchoninic acid

7-Chloro-4-acetoxymethylcarbostyril :

7-Chloro-4-bromomethylcarbostyril (1 g.) was treated with acetic anhydride (10 ml.) and freshly fused

sodium acetate (1.5 g.) and refluxed on sand bath for 2 hr. The acetoxymethyl derivative obtained on working up as usual crystallised from acetic acid, m.p. 239°.

Yield 0.6 g.

Analysis : Found : C, 52.55 ; H, 4.37 %.

$C_{12}H_{10}O_3NCl$ requires : C, 52.74 ; H, 4.39 %.

7-Chloro-4-hydroxymethylcarbostyryl :

The above acetoxymethyl derivative (1 g.) was treated with sodium hydroxide solution (50 ml. ; 10 %) and heated on a water bath for 5 hr. The clear solution was neutralised with hydrochloric acid. The product which separated crystallised from alcohol, m.p. 303°.

Yield 0.6 g.

Analysis : Found : C, 57.11 ; H, 3.66 %.

$C_{10}H_8O_2NCl$ requires : C, 57.28 ; H, 3.81 %.

Oxidation of 7-chloro-4-hydroxymethylcarbostyryl with alkaline potassium permanganate : 7-Chloro-2-hydroxycinchoninic acid :

The ^{above} hydroxymethyl derivative (1.5 g.) was dissolved in aqueous sodium hydroxide (60 ml. ; 10 %) and potassium permanganate (5 g.) in about 50 ml. water was added portion wise. It was stirred mechanically for 2 hr. and left overnight. On working up as usual the acid crystallised from dilute acetic acid, m.p. 331°. Melting point after heating in vacuum at 110° for 4 hr. was 342-4°. Yield 0.5 g.

Analysis : Found : C, 53.61 ; H, 2.51 ; Cl, 16.30 %.

$C_{10}H_6O_3NCl$ requires : C, 53.69 ; H, 2.68 ; Cl, 15.88 %.



6,8-Dimethyl-2-hydroxycinchoninic acid :

6,8-Dimethyl-4-acetoxymethylcarbostyril :

6,8-Dimethyl-4-bromomethylcarbostyril (1 g.) was treated with acetic anhydride (10 ml.) and freshly fused sodium acetate (1.5 g.). It was refluxed for 2 hr. and poured over ice water. The product which separated crystallised from benzene, m.p. 224° . Yield 0.7 g.

Analysis : Found : C, 68.44 ; H, 6.03 %.

$C_{14}H_{15}O_3N$ requires : C, 68.56 ; H, 6.12 %.

6,8-Dimethyl-4-hydroxymethylcarbostyril :

The above acetoxymethyl derivative (1 g.) was treated with sodium hydroxide solution (60 ml. ; 10 %) and heated on a water bath for 6 hr. On working up as usual the product crystallised from alcohol, m.p. 258° . Yield 0.6 g.

Analysis : Found : C, 70.89 ; H, 6.22 %.

$C_{12}H_{12}O_2N$ requires : C, 70.97 ; H, 6.40 %.

Oxidation of 6,8-dimethyl-4-hydroxymethylcarbostyril with alkaline potassium permanganate : 6,8-Dimethyl-2-hydroxycinchoninic acid :

The above hydroxymethyl derivative (1.5 g.) was dissolved in sodium hydroxide solution (50 ml. ; 10 %) and potassium permanganate (3 g.) in 50 ml. water was added and stirred for 2 hr. On working up as usual the acid crystallised from glacial acetic acid, m.p. $372-5^{\circ}$.

M.P. after heating in vacuum at 110° for 4 hr. was $396-400^{\circ}$ (decomp.). Yield 0.3 g.

Analysis : Found : C, 66.27 ; H, 4.92 ; N, 6.10 %.
 $C_{12}H_{11}O_3N$ requires : C, 66.34 ; H, 5.06 ; N, 6.45 %.

6-Bromo-2-hydroxycinchoninic acid

6-Bromo-4-acetoxymethylcarbostyryl :

6-Bromo-4-bromomethylcarbostyryl (1 g.) was refluxed with acetic anhydride (10 ml.) and freshly fused sodium acetate (1.5 g.) for 2 hr. On working up as usual the product which separated crystallised from acetic acid, m.p. 219° . Yield 0.7 g.

Analysis : Found : C, 48.99 ; H, 3.72 %.
 $C_{12}H_{10}O_3NBr$ requires : C, 48.65 ; H, 3.33 %.

6-Bromo-4-hydroxymethylcarbostyryl :

The above acetoxymethyl derivative (1 g.) was heated on a water bath with sodium hydroxide solution (50 ml. ; 10 %) . On working up as usual the product which separated crystallised from alcohol, m.p. 315° . Yield 0.6 g.

Analysis : Found : C, 47.70 ; H, 3.16 %.
 $C_{10}H_8O_2NBr$ requires : C, 47.25 ; H, 3.15 %.

Oxidation of 6-bromo-4-hydroxymethylcarbostyryl with alkaline potassium permanganate : 6-Bromo-2-hydroxycinchoninic acid :

The above hydroxymethyl derivative (1.5 g.) was dissolved in sodium hydroxide solution (60 ml. ; 10 %)

and potassium permanganate (5 g.) in 50 ml. water was added. It was stirred for 2 hr. and left overnight. On working up as usual the acid crystallised from alcohol, m.p. 356° . M.P. after heating in vacuum at 110° for 4 hr. was $367-8^{\circ}$. Yield 0.4 g.

Analysis : Found : C, 44.51 ; H, 2.22 ; Br, 29.40 %.
 $C_{10}H_6O_3NBr$ requires : C, 44.78 ; H, 2.24 ; Br, 29.71 %.

8-Chloro-2-hydroxycinchoninic acid

8-Chloro-4-acetoxymethylcarbostyrl :

8-Chloro-4-bromomethylcarbostyrl (1 g.) was refluxed with acetic anhydride (10 ml.) and fused sodium acetate (1.5 g.) for 2 hr. On working up as usual the product which separated crystallised from dilute acetic acid in needles, m.p. $200-2^{\circ}$. Yield 0.7 g.

Analysis : Found : C, 52.57 ; H, 4.68 %.
 $C_{12}H_{10}O_3NCl$ requires : C, 52.74 ; H, 4.39 %.

8-Chloro-4-hydroxymethylcarbostyrl :

The above acetoxymethyl derivative (1 g.) was heated on a water bath with sodium hydroxide solution (50 ml. ; 10 %) for 4 hr. On working up as usual the product which separated crystallised from alcohol, m.p. 244° . Yield 0.7 g.

Analysis : Found : C, 57.28 ; H, 4.09 %.
 $C_{10}H_8O_2NCl$ requires : C, 57.28 ; H, 3.81 %.

Oxidation of 8-chloro-4-hydroxymethylcarbostyryl
with alkaline potassium permanganate : 8-Chloro-
2-hydroxyisochonic acid :

The above hydroxymethyl derivative (1.5 g.) was dissolved in sodium hydroxide solution (60 ml. ; 10 %) and potassium permanganate (4 g.) in 50 ml. water was added and stirred for 2 hr. On working up as usual the product which separated crystallised from acetic acid, m.p. $344-6^{\circ}$. M.P. after heating in vacuum at 110° for 4 hr. was $360-2^{\circ}$. Yield 0.4 g.

Analysis : Found : C, 53.44 ; H, 2.55 ; Cl, 15.44 %.
 $C_{10}H_6O_3Cl$ requires : C, 53.69 ; H, 2.68 ; Cl, 15.88 %.

8-Methyl-4-acetoxymethylcarbostyryl :

continued from
 page 146 →

8-Methyl-4-bromomethylcarbostyryl was treated with acetic anhydride (8 ml.) and freshly fused sodium acetate (1.5 g.) ^{and} was refluxed for 2 hr. It was poured over ice water with stirring. The separated product was filtered and crystallised from alcohol, m.p. 234° .
 Yield 0.7 g.

Analysis : Found : C, 67.44 ; H, 5.88 ; N, 5.96 %.
 $C_{13}H_{13}O_3N$ requires : C, 67.53 ; H, 6.06 ; N, 5.62 %.

8-Methyl-4-hydroxymethylcarbostyryl → continued on
 page 146

REFERENCES

1. F.S.Beattie, J.Amer.Chem.Soc., 40, 415 (1908).
2. Y.Sahashi, Biochem.Z., 159, 221 (1925) ; 168, 69 (1926) ;
189, 208 (1927).
3. H.Schmid and P.Karrer, Helv.Chim.Acta., 28, 722 (1945).
4. (a) A.Weidel, Monatsh, 3, 61 (1881)
(b) S.Hoogewerf and W.A.van Dorp, Rec.trav.chim.,
2, 1 (1883).
5. A.Ellinger and C.Flamand, Ber., 39, 4388 (1906).
6. D.J.Cook and M.Stamper, J.Amer.Chem.Soc., 69, 1467 (1947).
7. K.N.Campbell, A.S.Sommers, J.F.Kerwin and B.K.Campbell,
J.Amer.Chem.Soc., 68, 1251 (1946).
8. J.L.C.Narais and O.G.Backeberg, J.Chem.Soc., 2207 (1950).
9. K.N.Campbell et al., J.Org.Chem., 11, 803 (1946).
10. K.N.Campbell and J.F.Kerwin, J.Amer.Chem.Soc.,
68, 1837 (1946).
11. R.R.Renshaw and H.L.Friedman, J.Amer.Chem.Soc.,
61, 3320 (1939).
12. H.Bahr, Ber., 55B, 1912 (1922).
13. R.Camps, Arch.Pharm., 237, 687 (1899).
14. A.D.Ainley and H.King, Proc.Roy.Soc.(London)
125B, 60 (1938).
15. a. A.Kaufmann and coworkers., Ber., 51, 118 (1918) ;
42, 3782 (1909) ; 44, 2058 (1911).
b. A.Kaufmann and H.Peyer, Ber., 45, 1805 (1912) ;
C.A., 6, 2735 (1912).
16. J.A.Aeschlimann, J.Chem.Soc., 2902 (1926).

17. (a) W.Pfitzinger, J.prakt.Chem., (2) 33, 100 (1886).
 (b) W.Pfitzinger, J.prakt.Chem., (2) 56, 283 (1897).
18. N.P.Buu-Hoi and R.Royer, J.Chem.Soc., 106 (1948).
19. A.Tonella, Rec.trav.Chim., 16, 361 (1897).
20. G.Gysae, Ber., 26, 2484 (1893).
21. H.Hubner, Ber., 41, 486 (1908).
22. W.Borsche and W.Jacobs, Ber., 42, 354 (1914).
23. C.Granacher and A.Nahal, Helv.Chim.Acta., 6, 467(1923).
24. H.G.Lindwall and coworkers., J.Amer.Chem.Soc.,
57, 735 (1935) ; 60, 644 (1938) ; 62, 199 (1945) ;
58, 49 (1936).
25. J.Halberkann, (a) Ber., 54, 3079 (1921).
 (b) ibid., 54, 3090 (1921).
26. H.G.Lindwall, J.Bandes and I.Weinberg, J.Amer.Chem.Soc.,
53, 317 (1931).
27. M.M.Rapport et al., J.Amer.Chem.Soc., 68, 2697 (1946).
28. E.R.Buchman et al., J.Amer.Chem.Soc., 68, 2710 (1946).
29. R.E.Lutz et al., J.Amer.Chem.Soc., 68, 1813 (1946).
30. E.Thielepape, Ber., 55B, 127 (1922).
31. M.Colonna, Boll.Sci.facolta,Chim.ind.Bologna,
 89 (1941) ; C.A. 37 , 3096.
32. W.Wislicenus and H.Bubeck, Ann., 436, 113 (1924).
 C.A., 18, 1280.
33. O.Diels and J.Reese, Ann., 511, 168 (1934).
34. N.P.Buu-Hoi and P.Cagniant, Rec.trav.chim., 62, 519
 (1943) ; C.A., 38, 5220 (1944).
35. S.D.Lesene and H.R.Henze, J.Amer.Chem.Soc., 64, 1897
 (1942) ; 66, 2096(1944) ; 70, 2622 (1948).

36. P.K.Calaway, A.M.Dowell, Jr., H.S.McCullough, J.Amer. Chem.Soc., 66, 1893 (1944); 70, 226 (1948).
37. R.V.Walther, J.prakt.Chem., (2) 67, 504 (1903).
38. E.K.Marshall, Jr. and K.C.Blanchard, J.Pharmacol. Exptl. Therap., 95, 185 (1949); C.A., 43, 3929 (1949).
39. R.V.Jones and H.R.Henze, J.Amer.Chem.Soc., 64, 1669 (1942).
40. C.Granacher and C.Kouniniotis, Helv.Chim.Acta., 11, 1241 (1928).
41. A.Mangini, Ann.Chim.applicata, 27, 386 (1937); C.A., 32, 2287 (1938).
42. D.J.Cook, R.E.Bowen, P.Sorter and E.Daniels, J.Org.Chem., 26, 4949 (1961).
43. T.L.Jacobs, S.Winstein, G.B.Linden and D.Seymour, Org.Syntheses, 28, 70 (1948).